



**Paul Group
Conferencing Options**

Planning Guide & Price List
April 15, 2007

TABLE OF CONTENTS

GENERAL INFORMATION	2
TAYLOR FREIGHT PROGRAM	3
PRODUCT INFORMATION	4
TOP SHAPES, VENEER PATTERNS, & BIRDSEYE MAPLE	5
SEATING CAPACITIES	6
EDGE DETAILS	7
DRAWER HARDWARE	7
BASE STYLES	8
BASE MOLDING	8
BASE & POWER INFEED LOCATIONS	9
BASE ACCESS DOORS	9
POWER, COMMUNICATIONS, AND WIRE MANAGEMENT PLANNING	10-11
TECHNO-COMPONENTS	12-13
TYPICAL CONFIGURATIONS	14-15
CONFERENCE AND MEETING TABLES (STANDARD MAPLE VENEER)	16-17
CONFERENCE AND MEETING TABLES (CHECKERBOARD PATTERN VENEER)	18-19
CONFERENCE AND MEETING TABLES (DIAMOND & REVERSE DIAMOND PATTERN VENEER)	20-21
CONFERENCE AND MEETING TABLES (BIRDSEYE MAPLE VENEER)	22-23
VIDEO CONFERENCING TABLE SYSTEM	24-25
TEAM TABLE SYSTEM	26-27
CONFERENCING ELEMENTS (VISUAL BOARDS, CONSOLE TABLES, & CREDENZAS)	28
END-RUN BOOKCASES	29
BOOKCASES	30
STORAGE	30-32

GENERAL INFORMATION

Order Information

Mail or fax all orders or inquires to:

The Taylor Desk Company
11020 Santa Fe Avenue
Lynwood, CA 90262
Phone: 310-631-6727
Fax: 310-604-3338
E-Mail: info@thetaylorcompanies.com

All orders are subject to acceptance by The Taylor Desk Company. Orders will not be released for production until all information is complete. Orders must include the following information:

- Quantity
- Model Number
- Wood Finish
- Hardware Style & Finish
- Left or right sitting, where applicable
- Grommet locations, where applicable
- Diagram for multi-component configurations & custom wire management

Pricing and specification information for the seating shown in the Conferencing Options brochure can be found in the Taylor Chair Price List. Please contact Customer Service for additional information.

Phone and E-Mail Orders

Taylor Desk accepts phone and e-mail orders; however, a mailed or faxed purchase order marked "confirming" must follow immediately. Duplication of an order not marked "confirming" is the responsibility of the customer.

GSA Contract

The Paull Group is on GSA Contract (#GS-28F-0047J). Please contact Customer Service or visit our website (www.thetaylorcompanies.com) for more details.

Special Orders

The Paull Group is among the most flexible casegoods series in the industry in accommodating specialized product requirements. Should a particular need arise requiring size modification or customization of product, please contact Customer Service for a quotation. A non-refundable, minimum deposit of 50% of the quoted price is required on all special orders. Orders requiring special materials or construction are not subject to cancellation and Taylor Desk will not accept return of such orders. Lead time for special orders will be quoted at the time the order is received.

Terms and Credit Policy

Terms are 2% 10 days, net 30 days. All prices are list prices, uncartoned (blanket wrap), F.O.B. Lynwood, CA. Freight charges are not included (see Taylor Freight Program, page 3). Prices are subject to change without notice and all orders are accepted subject to prices prevailing at time of shipment. Distribution of this price list does not constitute an offer to sell. New customers are required to complete and return a credit application in full and make a minimum deposit of 50% of their first order, unless other arrangements have been made.

Past due accounts of 10 days or more are subject to being placed on credit hold until satisfactory arrangements are made. Any account that has an unpaid invoice that is 30 days past due will be placed for collection. Notification will be sent at such time. The customer will be responsible for all collection costs in the event their account must be placed for collection.

Acknowledgements

Orders cannot be acknowledged until complete information is received (see Order Information above). Each order will be entered, scheduled into production, and invoiced based upon information in the acknowledgement. It is the customer's responsibility to check acknowledgements for accuracy. Immediately notify Taylor Desk in writing of any discrepancies. **The printed acknowledgement is the final agreement between Taylor Desk and the customer, superseding all previous communications regarding the order.**

Changes and Cancellations

Orders are not subject to change or cancellation once production has begun. Order revisions may be subject to schedule and price adjustments. The customer will be liable for the full price of any order which is cancelled or changed once production has begun.

Routing

We will ship via customer's carrier specified, where practical. If no instructions are received, we will ship via whatever carrier, in our opinion, is best. For your convenience, the Taylor Freight Program is an available routing option whereby a guaranteed freight cost will be added at the time of your invoice from Taylor Desk (see page 3).

Storage

Taylor Desk has made no provision for storage. If the customer is unable to accept delivery of furniture as scheduled, the customer has the sole responsibility to provide new shipping instructions and all costs related to the delay and/or storage of the product are the responsibility of the customer. **Taylor Desk is not responsible for the condition of product that is stored or installed in an environment where temperature and humidity are not controlled.**

Installation and Maintenance

Proper installation and maintenance of Taylor Desk casegoods is the responsibility of the customer. Improperly installed units can result in permanent damage and are not covered under product warranty.

Electrical Components

Electrical components are U.L. listed. Compliance with electrical and building codes are the sole responsibility of the customer.

Designs

Designs in our catalog and price list are the property of Taylor Desk. Taylor Desk reserves the exclusive right to produce and market them. Some of the designs in our catalog and price list have design patents pending. Anyone who duplicates or reproduces them will be liable for patent infringement. Taylor Desk retains the right to change, at any time, materials or construction methods which, in our opinion, will improve our product. All measurements in the catalog and price list are approximate.

10 Year Limited Warranty

The Taylor Desk Company (Taylor) warrants to the first purchaser for use that its merchandise is free of defects in material and workmanship for a period of ten (10) years from date of invoice, provided that such merchandise is listed in Taylor's current price list at the time of the claim. Taylor's obligation under this warranty is limited to repair or replacement, at its option, and such repair or replacement shall be the only remedy. Because wood is a natural product, variations in grain and finish color may occur. Therefore, Taylor cannot guarantee the matching of grain or color. Taylor is not responsible for damage due to transportation, improper handling, alteration, abuse, negligence, or damage that occurs during storage. Taylor shall not be liable for any incidental or consequential damages including, but not limited to, any expenses associated with the removal or installation of any defective merchandise covered by this warranty. Taylor makes no implied warranty of merchantability or fitness for any particular purpose. **ALL OTHER WARRANTIES, EXPRESSED OR IMPLIED, ARE EXCLUDED.**

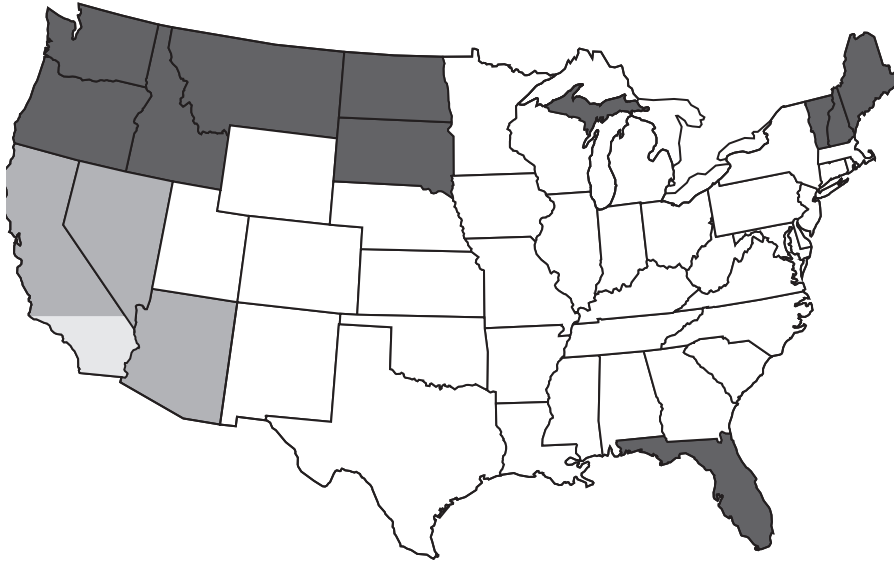
Glass Tops

It is not recommended to place glass tops on wood tops because they create a moisture trap that could damage the wood surface. **The use of glass tops may void the product warranty should damage occur.**

Manufacturing Defects

Claims of manufacturing defects will not be entertained without prior inspection by a Taylor representative. Unauthorized deduction in payment of invoices will not be allowed without prior factory approval.

TAYLOR DESK FREIGHT PROGRAM



- ZONE 1:**
4% of the net order or \$240 net, whichever is greater
- ZONE 2:**
6% of the net order or \$360 net, whichever is greater
- ZONE 3:**
9% of the net order or \$540 net, whichever is greater
- ZONE 4:**
10% of the net order or \$600 net, whichever is greater

General Information

Taylor Desk offers a guaranteed freight rate through the optional Taylor Freight Program. All orders must be marked "**Taylor Freight Program**" and include accurate freight charges as a separate line item (see above). Invoicing for freight charges using this program will appear on the invoice for the order. This charge applies for dock-to-dock with "driver no touch" delivery to one destination only and does not include unloading or inside delivery. Taylor Desk reserves the right to select the carrier, and in most cases, will ship blanket wrapped.

The delivery location must be equipped with a dock and be fully accessible to a 53' tractor-trailer. The customer must provide all labor necessary to unload the shipment. **Customer must make certain that entrances, elevators, etc. are adequate for large units and/or tables.**

Shipping Schedule

Taylor Desk is committed to the most prompt shipment possible of all its products. Taylor Desk assigns orders to a projected ship date for production purposes. Actual ship date may vary 3-5 working days for freight consolidation. Taylor Desk is not liable for failure to ship by the acknowledged shipping date or any other date. Taylor Desk is not liable for a delay or failure in shipment or performance if the delay or failure is caused by an act or omission of the customer; civil disturbances; dispute with or among labor unions; acts of God; delays in transportation; or other similar causes that are not within Taylor Desk's reasonable control.

Call Before Delivery

Since carriers charge back for call before delivery requests, an additional \$25 net charge will be added to orders that request a call before delivery.

Additional Charges

Rates are based on dock-to-dock "driver no touch" deliveries made Monday through Friday, 8 a.m. until 5:00 p.m. The dealer warehouse must also be specified on the order. Delivery direct to a jobsite, as well as date and time specific deliveries, may be arranged. In most cases, additional freight charges will incur. Contact Customer Service for quote on your delivery requirements. Any charges arising from failure to meet a shipment, rerouting while in transit, or carrier storage charges are NOT included in the pricing shown. Charges resulting from late deliveries beyond our control are not the responsibility of Taylor Desk.

Cartoning

If cartoning is requested, add 20% of the net price to each item as a separate charge on the order. There is no additional cartoning charge for occasional tables.

Freight Claims and Damaged Shipments

We take great care in the handling of our finished product. All Taylor Desk products are carefully inspected, protected with well-engineered packaging, and expertly loaded from our dock. All shipments are delivered to the carrier in good condition and our liability ceases at that time. **Therefore, we strongly recommend that all furniture be inspected immediately upon arrival.** If a shipment is received damaged, whether such damage is concealed or obvious, it is the purchaser's responsibility to properly note the damage. Do not refuse merchandise damaged in transit, as Taylor is not responsible for damage to goods that occur in transit or storage. If damage does occur, immediately follow these steps to expedite the claims process:

For Visible Damage:

1. Note damage on bill of lading (delivery receipt) and have driver sign.
2. Note damage on packing list.
3. Hold all packaging materials.
4. Contact Taylor Desk Customer Service to request Damage Notification Form.
5. Complete Damage Notification Form and return via fax to Taylor Desk within 5 days.

For Concealed Damage:

1. Open package and inspect contents within 5 days of receipt. (Carrier liability ceases after 5 days and the carrier will not be responsible for concealed damages.
2. Follow steps 2-5 above.

If an item is determined to be field-repairable, please also submit a quotation for the repairs. **If repairs are made locally, repair charges will not be accepted unless approved in advance by Taylor Desk.**

Returns

No furniture may be returned for credit, inspection, or repair without first obtaining factory approval and a return authorization number. In the event of a credit by agreement, a handling charge of 30% will be deducted from the credit issued. **No furniture will be accepted unless a return authorization number is referenced and return transportation charges are prepaid. All furniture being returned must be properly packaged in its original or comparable replacement packaging to ensure protection of the product during handling and transportation.**

PRODUCT INFORMATION

Veneers

Hand selected, matched Maple veneer is meticulously prepared and laid up onto quality substrat in Taylor Desk's own Panel Department. All panels are produced using three-ply balanced construction to discourage warping.

In addition to the standard veneer grain, Checkerboard, Diamond, and Reverse Diamond Pattern Veneer grains are available. These veneer faces are expertly crafted by hand to produce a very impressive table top. Birdseye Maple veneer is also available on all conference table tops. Birdseye is a natural grain character occurring in some Maple logs. Birdseye results in a very distinctive table top. See page 5 for additional information on Pattern Veneer grains and Birdseye Maple.

Tops

Conference tops are banded with solid, Eastern Hard Maple lumber which is shaped into any of our available edge details (see page 7). Table top shapes are available in round, square, rectangular, arc end, racetrack, and boatshape (see page 5). Tables 120" and shorter in length have one piece tops with long grain veneer, running parallel to the length. Tables over 120" in length have two piece tops with cross grain veneer for 48" wide tops. Tops 60" wide have long grain veneer. Two piece tops are furnished with a lock-level device to ensure a tight, even joint between the two top sections.

Custom Capabilities

Taylor Desk has the capabilities to fulfill custom requirements for conferencing tables. Please submit your written requirements and/or drawing to our Customer Service Department for a quotation.

Laminate Worksurfaces

As part of Taylor Desk's custom capabilities, HPL-laminate worksurfaces are available at a 10% upcharge, with a \$100 net minimum (a higher upcharge may apply to specially priced laminates). Purchase orders with a laminate option must include: **Manufacturer's Name, Laminate Name, and Number.**

Laminate tops will include a lumber edge in any standard edge detail. Taylor Desk will **not** automatically match the wood finish to the laminate selection. If a wood finish match is required, it must be specified and may require an additional special finish upcharge. Taylor Desk reserves the right to decline a laminate that may not be suitable for the application. Taylor Desk assumes no responsibility for the durability, consistent coloration, or any other performance characteristic of a customer-specified laminate. **Please contact Customer Service regarding laminate lead times, special finish requirements, and pricing.**

Locks

Locks are standard on all lateral file units. Locks are also available on other pedestals and storage units as an option. Lateral file locks utilize an anti-tilt device for user safety. Removable lock cylinders provide for keying alike or re-keying in the field, which offers flexibility and security even when users change. When ordering furniture, list product by office and tag accordingly. Failure to assign and tag may result in random key number assignments.

Adjustable Glides

Polymer glides with a threaded metal stem and "T" nuts, which are set in solid lumber, allow a 1" adjustment to accommodate uneven floors. Proper leveling is essential to the alignment and function of doors and drawers. Improperly leveled units may result in misaligned doors and drawers and may impair locking mechanisms or other functional hardware.

Standard Finishes

Taylor Desk features a high quality, catalyzed lacquer finish, resulting in a beautiful, semi-filled, satin sheen surface. Careful attention is paid to the staining and shading process, however, due to the inherent varied characteristics of wood, certain variations will occur, thus emphasizing the natural beauty of real wood. **The finish samples provided by Taylor Desk represent the average color of the finish. Finishes may vary due to variations in wood grain, texture, and density. Taylor Desk cannot accept responsibility for the finish to remain true over a period of time.** Standard Paull Group finishes are:

AMB	Amber on Maple	ESP	Espresso on Maple
CML	Clear Maple	MHL	Mahogany on Maple
CHY	Cherry on Maple	COL	Clear Oak on Maple
RCL	Royal Cherry on Maple	SMK	Smoke on Maple
LWL	Light Walnut on Maple	BE	Clear on Birdseye Maple

When ordering additional product for an existing installation, please submit a finish sample (i.e., drawer front) with your order since aging and mellowing of wood finishes occurs over time.

Special Finishes

Taylor Desk products are available with special finishes to commercially match **the color** of existing woodwork, architectural details, or other special conditions. Taylor Desk, however, cannot match the unique grain pattern of a particular species of wood. Submit a finish sample to be matched to the Taylor Desk Customer Service Department. A counter sample will be developed and returned for approval. Production will begin upon receipt of written approval of the sample.

Special finish orders are not cancelable. A one time, per color formulation charge of \$200 net, plus an upcharge per order, will be determined based upon complexity of the finish. If special finish orders involve both Taylor Desk and Taylor Chair, both Customer Service Departments should be notified to ensure proper coordination. Once a special finish has been formulated, it will be assigned a special finish number. To avoid another formulation charge, please be sure to specify this special finish number on future orders. Orders for discontinued finishes will be treated as special finishes and are subject to all special finish charges.

Finish Care and Protection

Taylor's catalyzed lacquer finishes should be maintained regularly by dusting with a soft, damp cloth. Polishing is not recommended more than 4-5 times per year and only with a high quality, non-silicone product. **Recommended products such as Murphy's Soap, Johnson's Pledge, or equivalents are formulated to contain degreasing agents, as well as cleaning additives that bring beauty to the wood.** Washing the wood with soap and water, all-purpose cleansers that contain bleach or ammonia, or with pure lemon oil is not recommended. These products will leave the finish lusterless and, in most cases, will cause harm to the finish.

Fine wood furniture should not be exposed to strong sunlight, heat outlets, open windows, or dampness. These environments may cause premature fading or warpage. When spills occur, they should be blotted up as quickly as possible. Avoid placing damp objects and hot items on surfaces without coasters. Consideration should be given to the continued use of synthetic or plastic pads which may cause a reaction to the finish. Taylor Desk is not responsible for markings on any surface caused by any writing instrument, as well as sharp or abrasive objects.

TOP SHAPES, VENEER PATTERNS & BIRDSEYE MAPLE

	Standard	Checkerboard	Diamond	Reverse Diamond	Birdseye Maple
Round					
Square					
Rectangle					
Arc End					
Racetrack					
Boatshape					

SEATING CAPACITIES

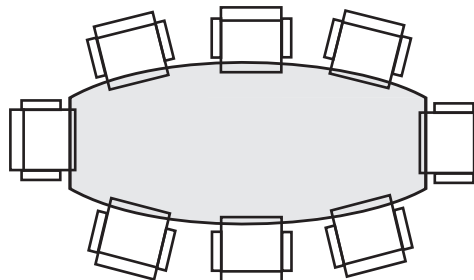

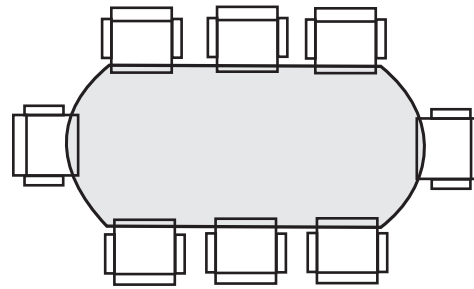
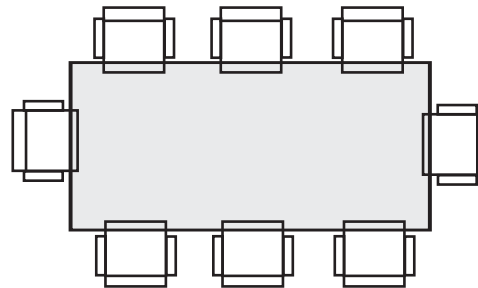
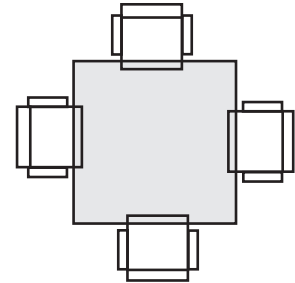
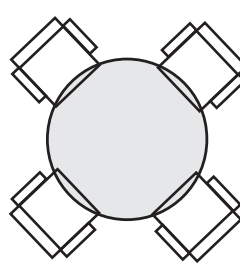
Planning Information

This information is meant as a guideline for determining the appropriate size and shape table for your room, as well as seating capacities. We have allowed 30"W per chair in calculating seating capacities.

Recommended clearance dimensions:

- 48" between table and wall
- 60" between table and wall where an aisle is required
- 24" to walk between chair and wall
- 34-36" table edge to chair back to stand up

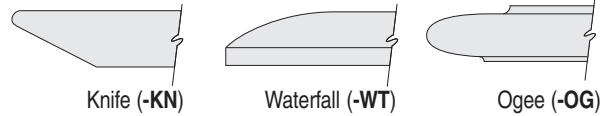
Model Number / Seating Capacity	Top Shape
PG36RD 2 - 3 PG42RD 4	Round
PG48RD 4 PG60RD 5 - 6	
PG3636RT 2 PG4242RT 4	Square
PG3672RT 4 - 6 PG3684RT 6 PG4284RT 6 - 8 PG4896RT 6 - 8 PG48120RT 8 - 10 PG48144RT 10 - 12	Rectangle
PG48168RT 12 PG48192RT 14 PG60192RT 14 - 16 PG48240RT 18 PG60240RT 18 - 20	
PG3672ARC 4 - 6 PG3684ARC 6 PG4284ARC 6 - 8 PG4896ARC 6 - 8 PG48120ARC 8 - 10 PG48144ARC 10 - 12	Arc End
PG48168ARC 12 PG48192ARC 14 PG60192ARC 14 - 16 PG48240ARC 18 PG60240ARC 18 - 20	
PG3672RAC 4 - 6 PG3684RAC 6 PG4284RAC 6 - 8 PG4896RAC 6 - 8 PG48120RAC 8 - 10 PG48144RAC 10 - 12	Racetrack
PG48168RAC 12 PG48192RAC 14 PG60192RAC 14 - 16 PG48240RAC 18 PG60240RAC 18 - 20	
PG3696BT 8 - 10 PG36120BT 10 - 12 PG36144BT 12 - 14	Boatshape
PG36168BT 14 - 16 PG48192BT 16 - 18 PG48240BT 18 - 20	



EDGE DETAILS

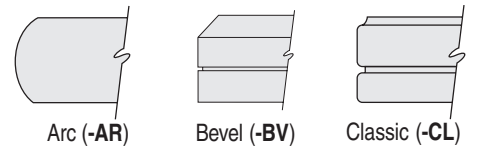
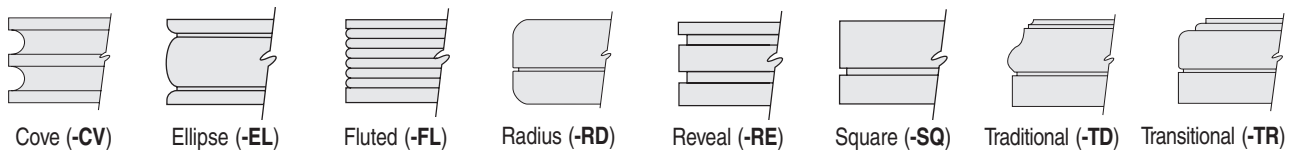
Premium Edges

Premium Edges are shaped from 2½" wide solid, Eastern Hard Maple and mitered at the corners. Scaled for an 1¼" thick top, Premium Edges are particularly well-suited when a Pattern or Birdseye Maple veneer is specified. **Premium Edges are available on all conference and meeting tables, except boatshape tops. Premium Edges are not available on other Paull Group casegoods.**



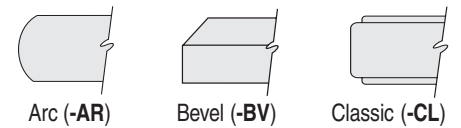
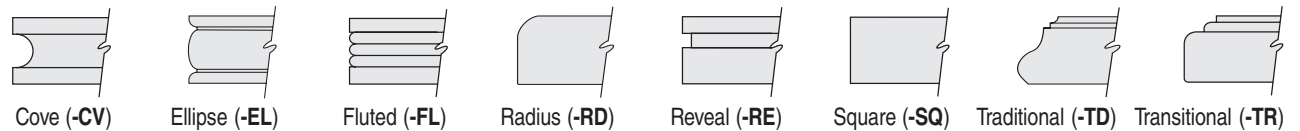
Standard Edges for 2 1/8" Tops

Tops 60" in diameter or 96" and over in length will feature a 2 1/8" thick built-up edge, when specified with a Standard Edge. To specify any one of eleven available edge details, add the detail designation (i.e., -RE) to the table model number.



Standard Edges for 1¼" Tops

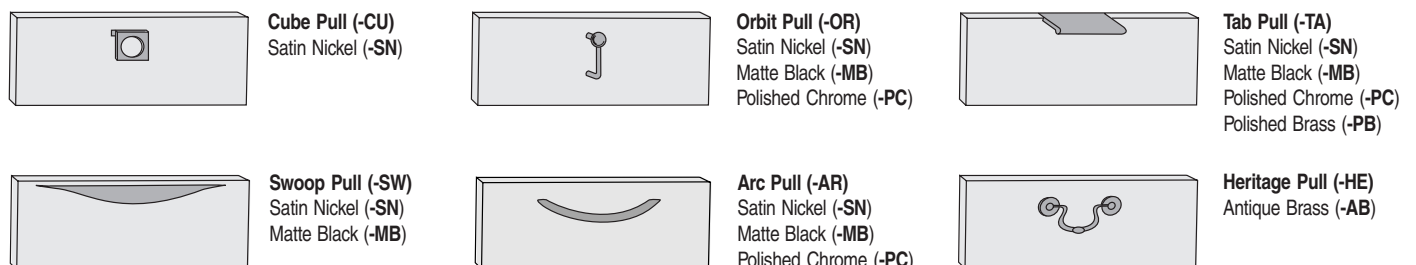
Tops less than 60" in diameter or less than 96" in length will feature a 1¼" thick edge, when specified with a Standard Edge. To specify any one of eleven available edge details, add the detail designation (i.e., -RE) to the table model number.



HARDWARE & DRAWERS

Drawer and door hardware is standard with Paull Group (a side-routed finger pull is also available in lieu of hardware). Hardware is offered in six different styles with several finishes listed below. Specify hardware selection by adding its corresponding letter designation to the end of each model number.

Drawers are constructed of 7-ply Maple, finger joint dovetailed front and back, and feature ¼" bottoms. Full extension, progressive suspensions are used for all file drawers, box drawers are full extension. File drawers accept letter or legal size filing.



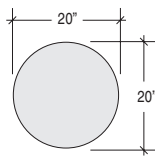
BASES

Conference table bases are available in 14 different styles. The appropriate number of bases will be supplied with each conference table top. All wood bases are Maple veneer, finished to match the top unless otherwise specified. A selection of ten standard Taylor finishes are available. See individual metal bases for finish availability (satin aluminum or matte black)

finish). All bases are equipped adjustable metal glides. Glides are set in solid lumber and allow a 1" adjustment to accommodate uneven floors.
 *For larger sized tables that require three bases and are specified with the Half Drum style base, a full Drum Base will be used as the center base.



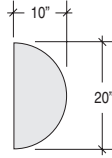
Drum Base (-DBV)



Base Molding
 \$290 list /base



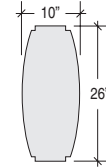
Half Drum Base* (-HDB)



Base Molding
 \$260 list /base



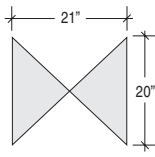
Bowed Panel Base (-BPB)



Base Molding
 \$290 list /base



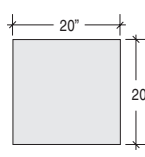
Twin Triangle Base (-TTB)



Base Molding
 \$305 list /base



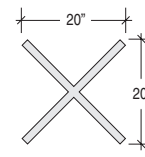
Cube Base (-CBB)



Base Molding
 \$290 list /base



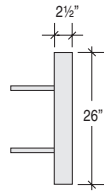
Cross Panel Base (-CPW)



Base Molding
 \$290 list /base



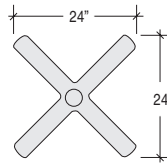
Panel Base with Stretcher (-PBS)



Base Molding
 \$185 list each base



Metal X-Base (-MXB)



Satin aluminum only.



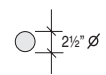
Tapered Wood Leg w/ Metal Trim (-TAP)



Satin aluminum only.



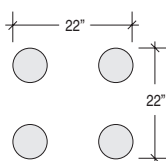
2 1/2 Metal Column Leg (-ML)



Satin aluminum or matte black.



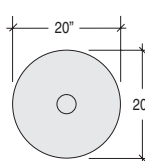
Quad Column Base (-QCB)



Matte black only.



Disc Base (-DSC)
 (Video Conferencing Only)



Satin aluminum or matte black.



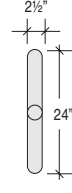
Flaired Metal Leg (-HDB)



Satin aluminum only.



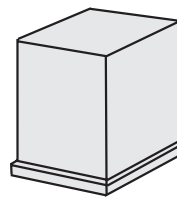
Metal T-Leg (-TLG)
 (Team Tables Only)




Matte black only.

BASE MOLDING


Solid Eastern Hard Maple Base Moldings are available as an option. Two styles are offered: Capitol Base Molding (CAP-BASE-) and Century Base Molding (CEN-BASE-). Specify base molding by adding the style name to the corresponding conference table model number, then add to list price. Pricing and availability for base molding is listed above. NOTE: Price listed is per individual base. See Page 9 to determine the number of bases for each table.



Cube Base with Base Molding



Capitol Base Molding (CAP-BASE-)

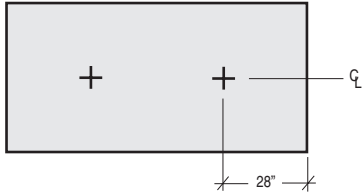


Century Base Molding (CEN-BASE-)

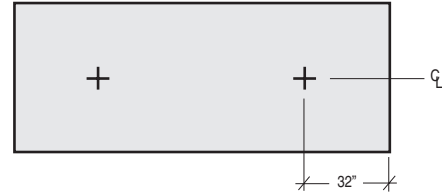
BASE & POWER INFEED LOCATIONS

When specifying Power/Data or Wire Management options, use the diagrams below to plan the location for power infeeds (floor monuments). Power and communication wiring can be routed within the Drum, Half Drum, Bowed Panel, Cube, Twin Triangle, or Panel with Stretcher bases. The power infeed location point also indicates base position. Vertical wire management channels may be specified for the Quad Column Base, Metal X-Base, or Metal Column Leg.

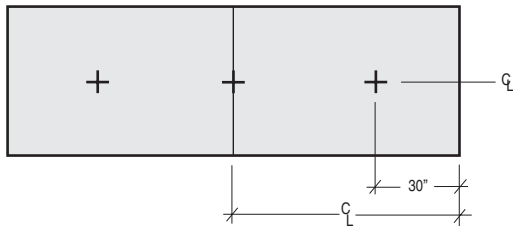
Up To 96"



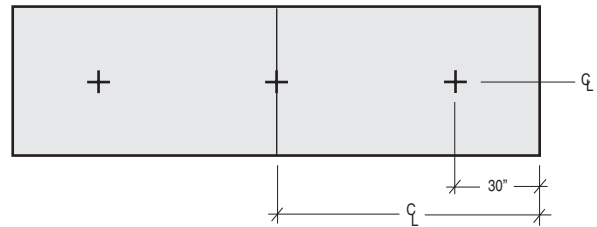
Up To 120"



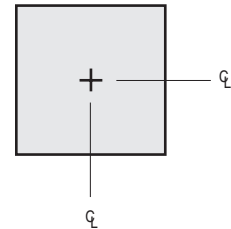
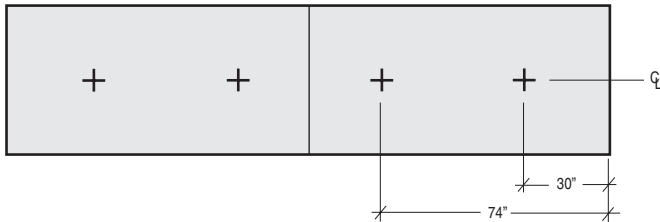
Up To 144"



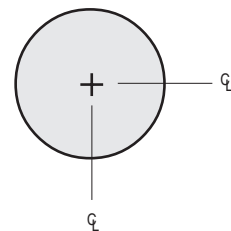
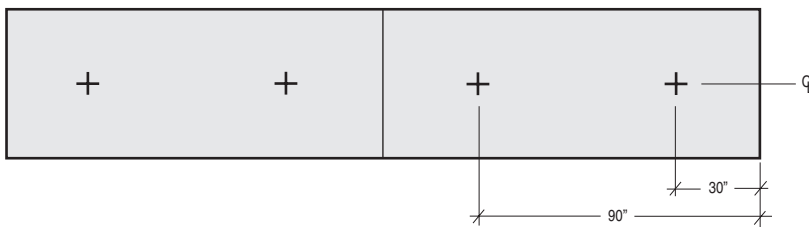
Up To 168"



Up To 192"

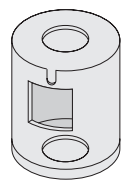


Up To 240"

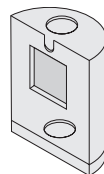


ACCESS DOORS

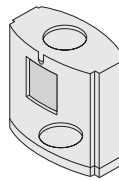
Access Doors, to allow servicing of cable connections, are available on six base styles. An open bottom and top and notched side access will be supplied for all bases ordered with Access Doors. Specify **-ACCESS DOOR** to the corresponding conference table base model number, then add to list price.



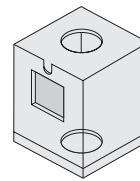
Drum Base
\$295 list | base



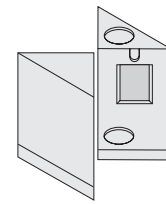
Half Drum Base
\$195 list | base



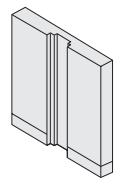
Bowed Panel Base
\$295 list | base



Cube Base
\$195 list | base



Twin Triangle Base
\$195 list | base



Panel Base with Stretcher
\$250 list | base

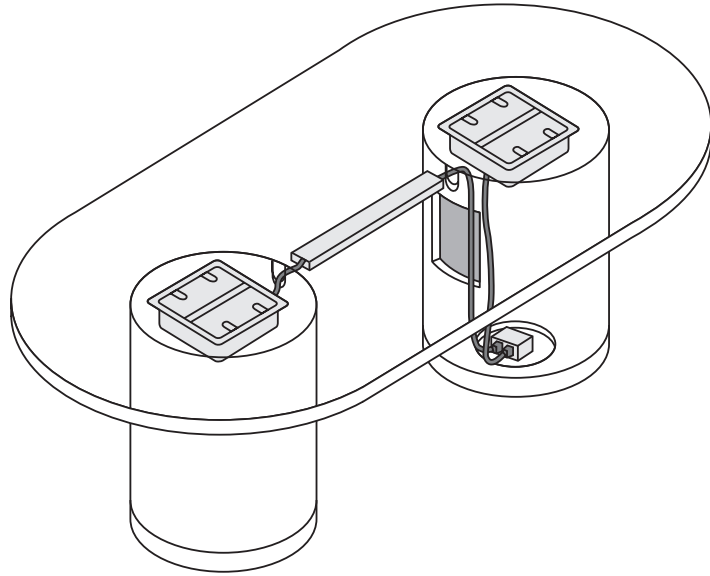
POWER, COMMUNICATIONS, AND WIRE MANAGEMENT PLANNING

Paull Group Conferencing Options include a variety of options to provide table top access to power, voice, and data ports positioned according to user requirements. Wire management capabilities include routing and containment of wires, as well as the ability (through Base Access Doors) to reach power infeed locations.

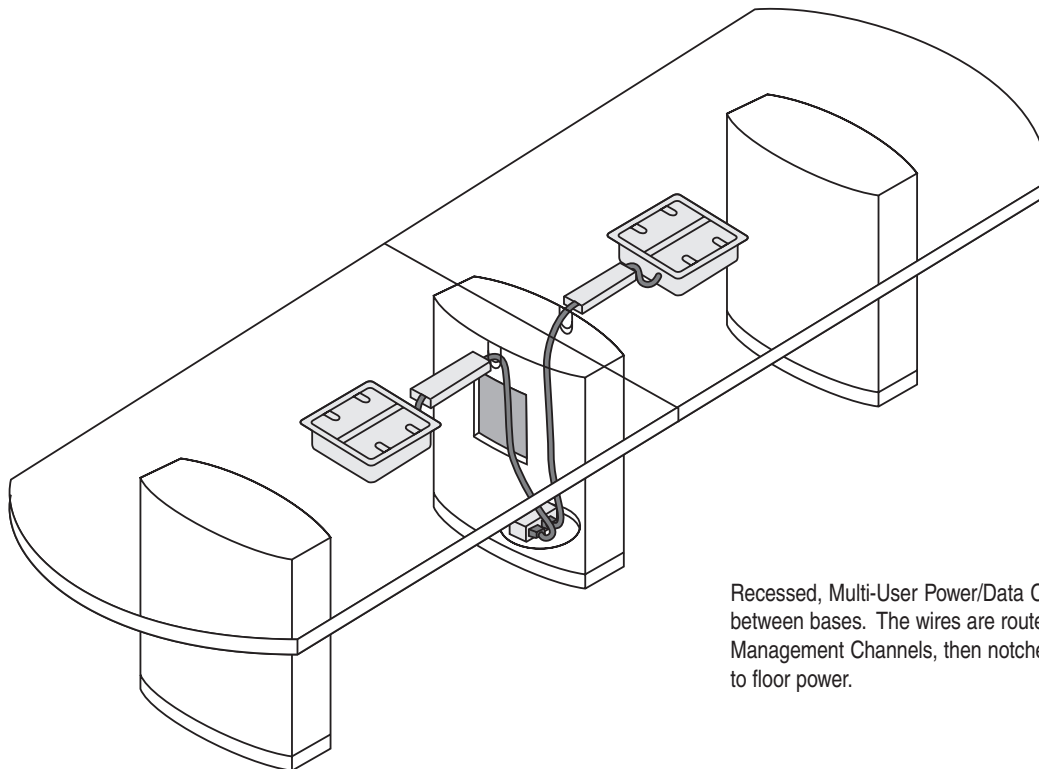
The examples shown on pages 10 and 11 illustrate typical electrical applications for conference tables. Consider table size, top shape, base selection, and other options when determining the best solution for your conferencing needs. Establish user requirements at the table top, including type and quantity of electrical and voice/data ports. Then, determine the location(s) on the table top for the selected options.

It is important to locate the source of power or power infeed for the conference room to determine the routing of wires. Several base styles are available with access doors to service infeed locations (see pages 8-9).

Drum and Cube base styles will accommodate Recessed, Multi-User Power/Data Centers and be placed directly above the base. **If other base styles are selected with the Recessed, Multi-User Power/Data Center, the component cannot be positioned directly above the base.**

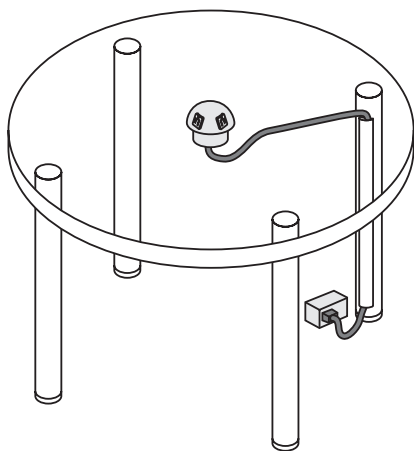


Recessed, Multi-User Power/Data Centers positioned over Drum Bases. The wires are routed through one drum base to floor power.

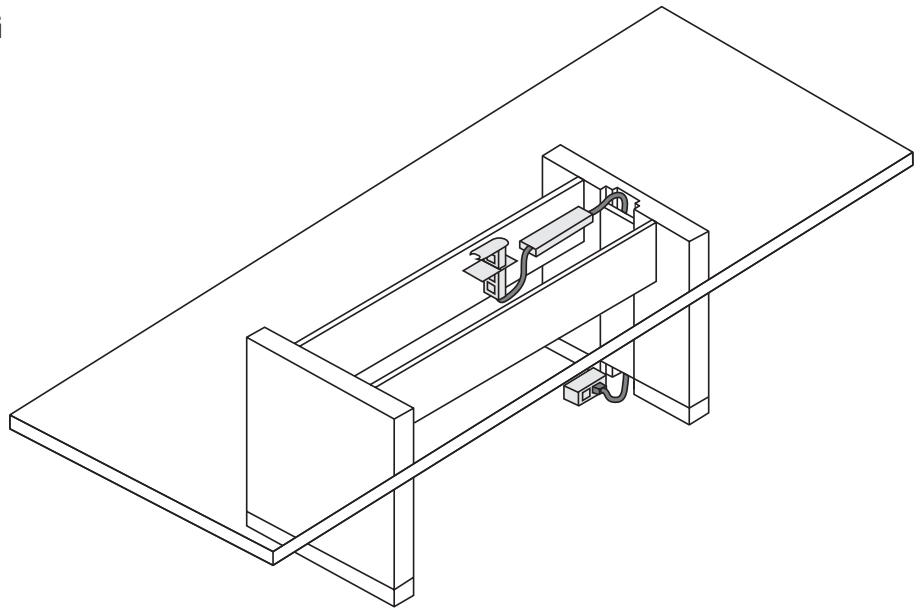


Recessed, Multi-User Power/Data Centers positioned between bases. The wires are routed through Wire Management Channels, then notched openings in the base to floor power.

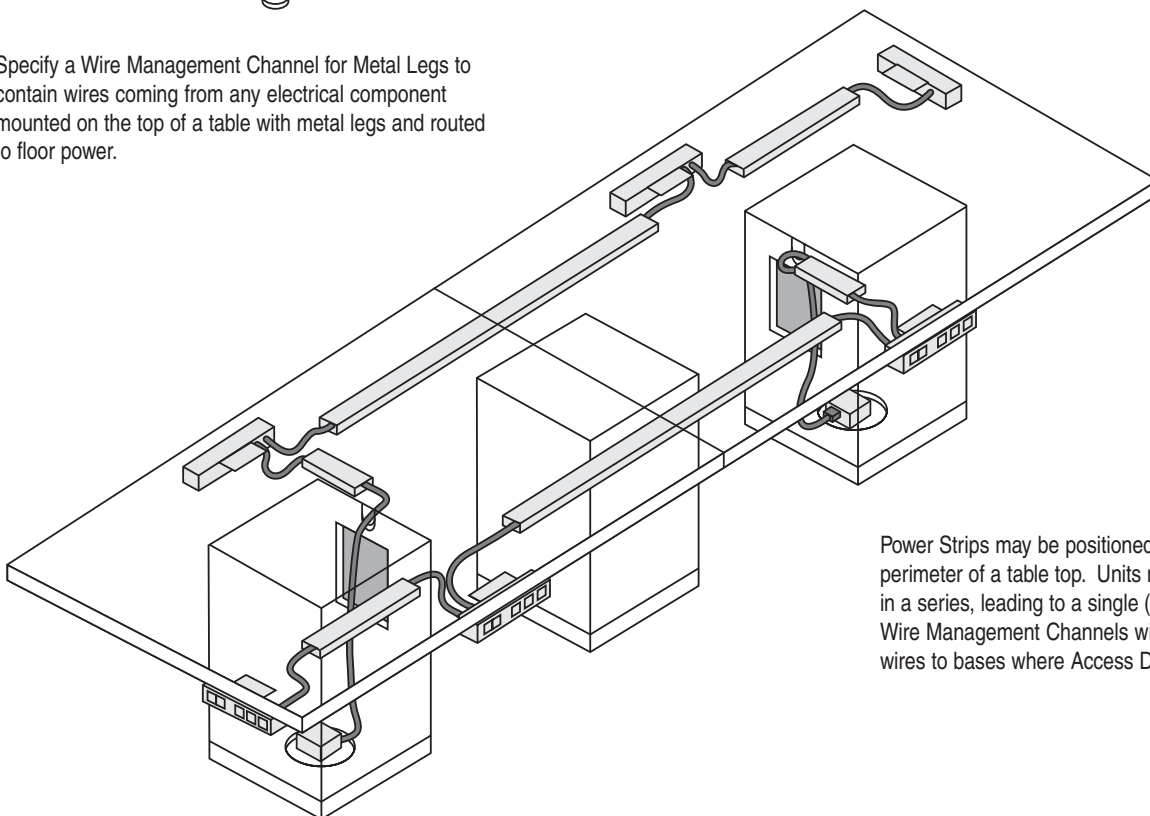
POWER, COMMUNICATIONS, AND WIRE MANAGEMENT PLANNING



Specify a Wire Management Channel for Metal Legs to contain wires coming from any electrical component mounted on the top of a table with metal legs and routed to floor power.



Several electrical components may be positioned between the stretcher panels of the Panel with Stretcher Base. Wires can be routed to a floor power infeed via an Access Door in a single panel.



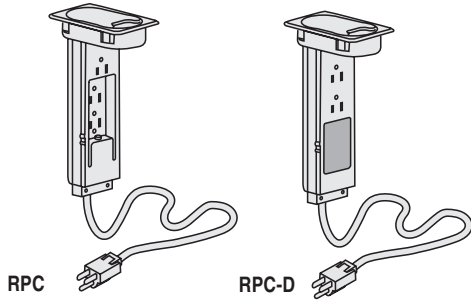
Power Strips may be positioned anywhere along the perimeter of a table top. Units may be connected together in a series, leading to a single (or several) power source. Wire Management Channels will be included to direct wires to bases where Access Doors have been specified.

TECHNO-COMPONENTS

Model Number

Description

List Price

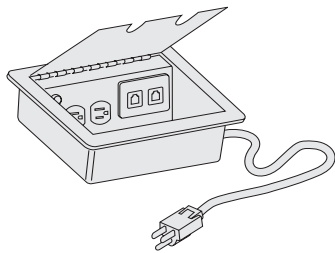


Retractable Power Center

Retractable Power Centers provide full access to electrical outlets at the worksurface by sliding up in a slotted track and then retracting to a concealed position. Centers are available in matte black and are equipped with 15 Amp circuit breaker and 6 ft. cord. U.L. and C.S.A. listed. Please submit a dimensioned drawing to specify position.

RPC	Four Electrical Outlets	\$240
RPC-D	Two Electrical Outlets and Slot for Voice and Data Modules*	220

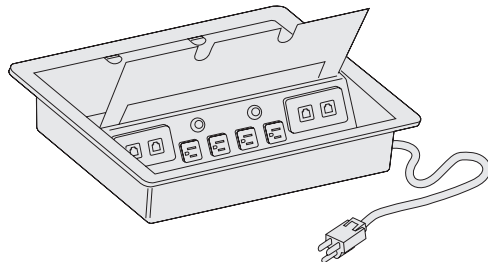
*Taylor Desk does not supply these modules. For information on ordering modules that best meet your requirements, please contact **AMP Product Information Center at 1-800-522-6752 or Panduit at 1-800-777-3300.**



Recessed Power/Data Center

Recessed Power Centers provide full access to electrical and voice/data outlets at the worksurface. Centers are flush to the worksurface and are available in matte black. Each center is equipped with two electrical outlets, two voice/data outlets, 15 Amp circuit breaker, and 6 ft. cord. U.L. and C.S.A. listed. Please submit a dimensioned drawing to specify position.

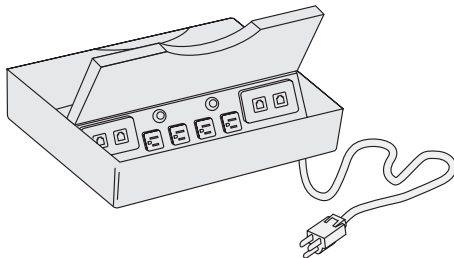
REC-PC	4 5/8" x 8 1/8"	380
---------------	-----------------	-----



Recessed Power/Data Center (Multi-User)

Recessed Power Centers provide full access to electrical and voice/data outlets at the worksurface. Centers are flush to the worksurface and are available in matte black. Suitable for conference tables, each center is equipped with eight electrical outlets, eight voice/data outlets (four on each side of this double unit), 15 Amp circuit breaker, and 6 ft. cord. U.L. and C.S.A. listed. Please submit a dimensioned drawing to specify position.

REC-PC-MU	11" x 13 1/2"	1150
------------------	---------------	------



Recessed Power/Data Center (Multi-User) with Matching Veneer Doors

Recessed Power Centers provide full access to electrical and voice/data outlets at the worksurface. Centers are flush to the worksurface with a veneer door to match the table top. Suitable for conference tables, each center is equipped with eight electrical outlets, and eight voice/data outlets (four on each side of this double unit), 15 Amp circuit breaker, and 6 ft. cord. U.L. and C.S.A. listed. Please submit a dimensioned drawing to specify position.

REC-PC-MUWD	11" x 13 1/2"	1350
--------------------	---------------	------

For Conference Tables with Birdseye Maple Tops:

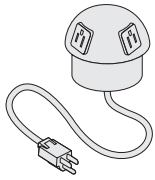
REC-PC-MUWD-BM	11" x 13 1/2"	1395
-----------------------	---------------	------

TECHNO-COMPONENTS

Model Number

Description

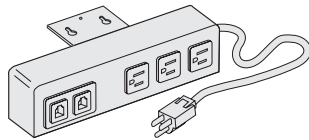
List Price



Power/Data Spheres mount above the worksurface to provide full access to electrical outlets. Spheres are available in matte black and are equipped with two electrical outlets, two voice/data outlets, 15 Amp circuit breaker, and 6 ft. cord. U.L. and C.S.A. listed. Please submit a dimensioned drawing to specify position.

SPH 3½" Diameter \$205

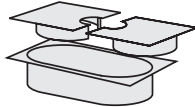
Power/Data Sphere



Power Strips provide full access to electrical and voice/data outlets beneath the worksurface for front access. Each Power Strip is equipped with three electrical outlets, two voice/data outlets, 15 Amp circuit breaker, and 6 ft. cord. U.L. and C.S.A. listed. Power Strips can be linked in a series to infeed, or each unit may connect directly to power. Please submit a dimensioned drawing to specify position.

POW-STP 3" x 12" x 2¾" H 345

Perimeter Power Strip



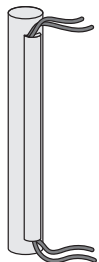
Wire Access Grommets are furnished with a matte black, satin nickel, or antique brass cap. Please specify grommet position, orders must be accompanied by a dimensioned drawing to insure correct locations.

WG-1 1 7/8" Diameter, Matte Black 80
WG-2 1 7/8" Diameter x 4¼" I.D., Matte Black 100
WG-SN 2½" Diameter I.D., Satin Nickel 120
WG-AB 2½" Diameter I.D., Antique Brass 120

WG-1
WG-AB or WG-SN

WG-2

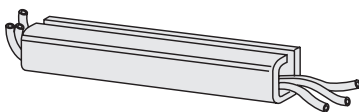
Wire Access Grommets



Wire Management Channels are attached vertically along Metal Legs to direct wires along the desired pathway, contained, and always accessible. Please submit a dimensioned drawing to specify position.

WC-ML 35

Wire Management Channel for Metal Legs



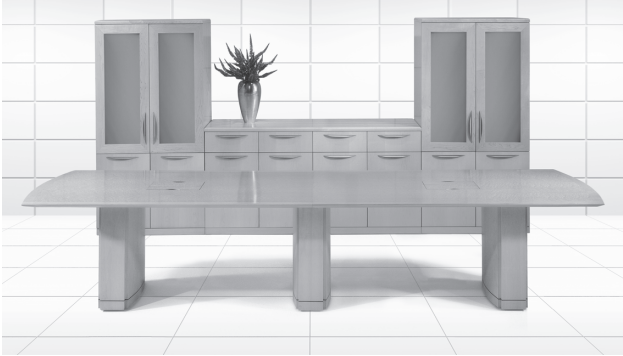
Wire Management Channels are attached horizontally to the underside of the worksurface. Wires are directed along the desired pathway, contained, and always accessible. Please submit a dimensioned drawing to specify position.

WCF 48" section, trim to fit for field installation 45

Wire Management Channel

TYPICAL CONFIGURATIONS

These Typical Configurations illustrate some of the many possibilities available from Paull Group Conferencing Options. Larger color photographs of the following configurations can be found in the Paull Group Conferencing Options product brochure. In order to focus on the furniture components, **there are no options or accessories listed.**



48" x 144" Arc End Conference Table	PG48144ARC	\$10485
<ul style="list-style-type: none"> • Birdseye Maple Veneer • Premium Edge (Knife) • Bowed Panel Base 	-BE -KN -BPB	
24" x 36" x 72"H Storage Unit (2)	PG2436HDS	4255 ea.
<ul style="list-style-type: none"> • Hinged Glass Doors (Top) • Hinged Wood Doors (Bottom) 	-INSET-GL	635 ea.
24" x 72" x 36"H Buffet Serving/Storage Credenza	PG2472HDHD-BH	3925
Total List Price		\$24190



48" x 96" Rectangular Conference Table	PG4896RT	\$5820
<ul style="list-style-type: none"> • Reverse Diamond Pattern • Premium Edge (Waterfall) • Cube Base 	-RD -WT -CBB	
20" x 72" x 29"H Credenza with Hinged Doors	PG2072HDHD	2945
Total List Price		\$8765



48" x 144" Racetrack Conference Table	PG48144RAC	\$8395
<ul style="list-style-type: none"> • Checkerboard Pattern • Standard Edge (Fluted) • Drum Base • Capitol Molding on Bases (3) 	-CH -FL -DBV -CAP-BASE	290 ea.
20" x 72" x 29"H Credenza with Hinged Doors	PG2072HDHD	2945
20"D x 24"W x 29"H Quarter Round End-Run Bookcase (2)	PGQBC2024	995 ea.
	1-LEFT, 1-RIGHT	
48" x 49" Visual Board, Checkerboard Pattern	PG4848VPB-CH	3115
Total List Price		\$17315

TYPICAL CONFIGURATIONS

To order Conference Tables the following information MUST be included:

- Model Number
- Table Size
- Top Shape
- Edge Detail
- Base
- Finish
- Electrical Accessories and their locations
- Standard, Checkerboard, Diamond, Reverse Diamond, or Birdseye Veneer



30" x 72" Team Table (3) • Metal T-Leg	PGTT3072 -TLG	\$1850 ea.
30" Radius Quarter Round (2) • Metal T-Leg	PGTT30QTR -TLG	805 ea.
30" x 48" Team Table • Metal T-Leg	PGTT3048 -TLG	1390
Total List Price		\$8550



63"W x 132"L Overall Video Conference Table • Price includes two 42" round Black Thermofused Linking Tables	PGVID132-BLK	\$7845
24" x 36" x 72"H Media and AV Storage Unit	PG2436AV	4640
Total List Price		\$12485



48" x 96" Racetrack Conference Table • Standard Maple Veneer • Standard Edge (Radius) • Drum Base	PG4896RAC	\$4535
20" x 72" Buffet Console	PG2072BH	2275
Total List Price		\$6810

CONFERENCE AND MEETING TABLES

STANDARD MAPLE VENEER

Cut Down Charge

For non-standard size tables, specify **-CUT**, then go to the next larger size and **add \$300 to the list price.**



STD - Standard Edge List Price
PREM - Premium Edge List Price






Cross Panel Base
-CPW

Panel Base
with Stretcher
-PBS

Cube Base
-CBB

Drum Base
-DBV

Half Drum Base
-HDB

Top Shape	Model Number	Top	Dimensions	STD Edge	PREM Edge	STD Edge	PREM Edge	STD Edge	PREM Edge	STD Edge	PREM Edge	STD Edge	PREM Edge
	PG36RD	1¼"	36" Diameter	\$1385	N/A	N/A	N/A	N/A	N/A	N/A	N/A	N/A	N/A
	PG42RD	1¼"	42" Diameter	1620	\$1935	N/A	N/A	\$1910	\$2225	\$2060	\$2380	N/A	N/A
	PG48RD	1¼"	48" Diameter	1850	2195	N/A	N/A	2185	2530	2340	2690	N/A	N/A
	PG60RD	2⅛"	60" Diameter	2950	N/A	N/A	N/A	3475	N/A	3655	N/A	N/A	N/A
	PG3672ARC	1¼"	36" x 72"	N/A	N/A	\$2395	\$2795	N/A	N/A	N/A	N/A	\$2795	\$3200
	PG3684ARC	1¼"	36" x 84"	2500	N/A	2615	3025	N/A	N/A	N/A	N/A	3020	3455
	PG4284ARC	1¼"	42" x 84"	2770	3200	2885	3315	3400	3835	3640	4085	3285	3720
	PG4896ARC	2⅛"	48" x 96"	3330	3820	3445	3935	4060	4550	4310	4810	3945	4435
	PG48120ARC	2⅛"	48" x 120"	3930	4480	4045	4595	4775	5320	5035	5595	4655	5205
	PG48144ARC	2⅛"	48" x 144"	4990	5570	5335	5915	6295	6870	6650	7235	6180	6760
	PG48168ARC	2⅛"	48" x 168"	6055	6720	6400	6720	7010	7670	7370	8050	6895	7555
	PG48192ARC	2⅛"	48" x 192"	6655	7345	7230	7925	8535	9225	8985	9690	8415	9110
	PG60192ARC	2⅛"	60" x 192"	N/A	N/A	9760	10575	11520	12330	12025	12850	N/A	N/A
	PG48240ARC	2⅛"	48" x 240"	8315	9155	8895	9735	9950	10790	10490	11345	9835	10675
PG60240ARC	2⅛"	60" x 240"	N/A	N/A	11385	12425	13440	14245	14035	15095	N/A	N/A	
	PG3672RAC	1¼"	36" x 72"	N/A	N/A	2495	N/A	N/A	N/A	N/A	N/A	2960	N/A
	PG3684RAC	1¼"	36" x 84"	N/A	N/A	2735	N/A	N/A	N/A	N/A	N/A	3185	N/A
	PG4284RAC	1¼"	42" x 84"	2905	3340	3020	3455	3675	4000	3805	4245	3450	3880
	PG4896RAC	2⅛"	48" x 96"	3510	4005	3630	4120	4280	4775	4535	5035	4165	4655
	PG48120RAC	2⅛"	48" x 120"	4160	4710	4275	4825	5040	5590	5310	5870	4925	5475
	PG48144RAC	2⅛"	48" x 144"	5270	5850	5615	6190	6625	7205	6980	7570	6515	6740
	PG48168RAC	2⅛"	48" x 168"	6375	7040	6725	7390	7390	7995	7760	8435	7275	7880
	PG48192RAC	2⅛"	48" x 192"	7025	7715	7605	8295	8970	9665	9430	10135	8855	9550
	PG60192RAC	2⅛"	60" x 192"	N/A	N/A	10225	N/A	12065	N/A	12580	N/A	N/A	N/A
	PG48240RAC	2⅛"	48" x 240"	8780	9620	9360	10195	10495	11335	11045	11895	10380	11220
PG60240RAC	2⅛"	60" x 240"	N/A	N/A	12010	N/A	14170	N/A	14785	N/A	N/A	N/A	
	PG3696BT	2⅛"	36" to 48" x 96"	3510	N/A	3630	N/A	4280	N/A	4535	N/A	4165	N/A
	PG36120BT	2⅛"	36" to 48" x 120"	4160	N/A	4275	N/A	5040	N/A	5310	N/A	4925	N/A
	PG36144BT	2⅛"	36" to 48" x 144"	5220	N/A	5615	N/A	6625	N/A	6980	N/A	6515	N/A
	PG36168BT	2⅛"	36" to 48" x 168"	6375	N/A	6770	N/A	7390	N/A	7760	N/A	7275	N/A
	PG48192BT	2⅛"	48" to 60" x 192"	N/A	N/A	10225	N/A	12065	N/A	12580	N/A	N/A	N/A
	PG48240BT	2⅛"	48" to 60" x 240"	N/A	N/A	12010	N/A	14170	N/A	14785	N/A	N/A	N/A
	PG3636RT	1¼"	36" x 36"	1270	1560	N/A	N/A	N/A	N/A	1645	1935	N/A	N/A
	PG4242RT	1¼"	42" x 42"	1505	1820	N/A	N/A	1770	2095	1925	2250	N/A	N/A
	PG4848RT	1¼"	48" x 48"	1735	2080	N/A	N/A	2045	2395	2200	2555	N/A	N/A
	PG3672RT	1¼"	36" x 72"	N/A	N/A	2195	2570	N/A	N/A	N/A	N/A	2560	2930
	PG3684RT	1¼"	36" x 84"	N/A	N/A	2425	2835	N/A	N/A	N/A	N/A	2790	3165
	PG4284RT	1¼"	42" x 84"	N/A	N/A	2655	3085	3135	3565	3365	3805	3015	3450
	PG4896RT	2⅛"	48" x 96"	3145	3635	3260	3750	3850	4340	4095	4595	3735	4225
	PG48120RT	2⅛"	48" x 120"	3695	4245	3815	4360	4500	5045	4760	5315	4385	4930
	PG48144RT	2⅛"	48" x 144"	4715	5290	5065	5640	5975	6550	6315	6905	5860	6435
	PG48168RT	2⅛"	48" x 168"	5735	6395	6075	6740	6625	7290	6980	7660	6515	7180
	PG48192RT	2⅛"	48" x 192"	6285	6975	6860	7555	8100	8790	8540	9245	7985	8675
	PG60192RT	2⅛"	60" x 192"	N/A	N/A	9245	9995	10905	11660	11400	12165	N/A	N/A
	PG48240RT	2⅛"	48" x 240"	7860	8695	8435	9270	9405	10240	9930	10785	9285	10125
	PG60240RT	2⅛"	60" x 240"	N/A	N/A	10685	11615	12610	13540	13200	14135	N/A	N/A



Bowed Panel Base
-BPB



Twin Triangle Base
-TTB



Quad Column Base
-QCB



Metal X-Base
-MXB



Flaired Metal Leg
-FML



Tapered Wood Leg with Metal Trim
-TAP



2 1/2" Metal Column Leg
-ML

STD Edge	PREM Edge	STD Edge	PREM Edge	STD Edge	PREM Edge	STD Edge	PREM Edge	STD Edge	PREM Edge	STD Edge	PREM Edge	STD Edge	PREM Edge
N/A	N/A	N/A	N/A	\$2250	N/A	\$1620	N/A	\$1820	N/A	\$1935	N/A	\$1470	N/A
N/A	N/A	\$2250	\$2570	2370	\$2535	1960	\$2285	2060	\$2380	2180	\$2495	1715	\$2035
N/A	N/A	2530	2880	2645	2825	2240	2590	2310	2660	2425	2775	1960	2310
N/A	N/A	3825	N/A	3940	N/A	N/A	N/A	3525	N/A	3640	N/A	3145	N/A
N/A	N/A	N/A	N/A	N/A	N/A	N/A	N/A	2725	3135	2845	3250	2380	2785
N/A	N/A	N/A	N/A	N/A	N/A	3195	3630	2960	3390	3075	3505	2610	3045
\$3495	\$3940	3810	4240	3925	4355	3460	3890	3235	3670	3350	3780	2890	3325
4170	4675	4465	4955	4615	5075	4120	4610	4105	4595	4220	4710	3755	4245
4905	5465	5180	5725	5290	5840	4850	5400	4690	5235	4805	5355	4355	4895
6475	7065	6760	7335	6880	7450	6415	6990	5665	6240	5775	6355	N/A	N/A
7200	7885	7470	8240	7585	8250	7125	7790	N/A	N/A	N/A	N/A	N/A	N/A
8770	9480	9050	9745	9165	9865	8710	9400	N/A	N/A	N/A	N/A	N/A	N/A
11840	12665	12040	12845	12155	12965	N/A	N/A	N/A	N/A	N/A	N/A	N/A	N/A
10225	11090	10530	11370	10650	11485	10125	10965	N/A	N/A	N/A	N/A	N/A	N/A
13810	14875	14015	15055	14245	15285	N/A	N/A	N/A	N/A	N/A	N/A	N/A	N/A
N/A	N/A	N/A	N/A	N/A	N/A	N/A	N/A	2845	N/A	2960	N/A	2495	N/A
N/A	N/A	N/A	N/A	N/A	N/A	N/A	N/A	3075	N/A	3190	N/A	2725	N/A
3660	4110	3970	4405	4080	4520	3650	4080	3350	3780	3465	3895	3005	3440
4395	4905	4685	5180	4800	5290	4455	4855	4220	4710	4335	4825	3870	4360
5180	5745	5450	5995	5565	6110	5130	5680	4805	5355	4920	5470	4470	5060
6810	7405	7090	7670	7205	7785	6740	7320	5775	6355	5890	6470	N/A	N/A
7595	8215	7855	8515	7970	8635	7505	8110	N/A	N/A	N/A	N/A	N/A	N/A
9220	9930	9495	10185	9610	10300	9120	9810	N/A	N/A	N/A	N/A	N/A	N/A
12400	N/A	12590	N/A	12705	N/A	N/A	N/A	N/A	N/A	N/A	N/A	N/A	N/A
10785	11650	11075	11915	11190	12030	10670	11510	N/A	N/A	N/A	N/A	N/A	N/A
14560	N/A	14750	N/A	14860	N/A	N/A	N/A	N/A	N/A	N/A	N/A	N/A	N/A
4395	N/A	4685	N/A	4800	N/A	4455	N/A	4220	N/A	4335	N/A	3870	N/A
5180	N/A	5450	N/A	5565	N/A	5130	N/A	4805	N/A	4920	N/A	4470	N/A
6810	N/A	7090	N/A	7205	N/A	6740	N/A	5775	N/A	5890	N/A	N/A	N/A
7595	N/A	7855	N/A	7970	N/A	7505	N/A	N/A	N/A	N/A	N/A	N/A	N/A
12400	N/A	12590	N/A	12705	N/A	N/A	N/A	N/A	N/A	N/A	N/A	N/A	N/A
14560	N/A	14750	N/A	14860	N/A	N/A	N/A	N/A	N/A	N/A	N/A	N/A	N/A
N/A	N/A	N/A	N/A	1960	2245	1555	1840	1700	1990	1815	2105	1350	1640
N/A	N/A	N/A	N/A	2005	2555	1830	2145	1935	2250	2050	2370	1585	1910
N/A	N/A	2395	2735	2505	2855	2105	2455	2180	2525	2295	2640	1830	2180
2750	3135	N/A	N/A	N/A	N/A	N/A	N/A	2540	2915	2660	3035	2195	2570
2985	3370	N/A	N/A	N/A	N/A	N/A	N/A	2775	3175	2890	3290	2430	2825
3220	3660	3535	3970	3650	4080	3215	3650	3005	3440	3115	3555	2660	3085
3955	4460	4250	4740	4365	4855	3935	4425	3645	4135	3760	4250	3295	3790
4625	5185	4905	5455	5020	5570	4590	5135	4225	4775	4340	4890	3875	4425
6140	6730	6435	6780	6550	6900	6090	6665	5890	6470	6130	6585	N/A	N/A
6810	7495	7090	7755	7205	7870	6740	7405	N/A	N/A	N/A	N/A	N/A	N/A
8320	9035	8620	9315	8735	9430	8245	8940	N/A	N/A	N/A	N/A	N/A	N/A
11205	11980	11430	12175	11545	12295	N/A	N/A	N/A	N/A	N/A	N/A	N/A	N/A
9665	10520	9985	10820	10100	10940	9575	10415	N/A	N/A	N/A	N/A	N/A	N/A
12960	13910	13190	14115	13305	14230	N/A	N/A	N/A	N/A	N/A	N/A	N/A	N/A

CONFERENCE AND MEETING TABLES

CHECKERBOARD PATTERN

Cut Down Charge

For non-standard size tables, specify **-CUT**, then go to the next larger size and **add \$300 to the list price.**



Cross Panel Base
-CPW

Panel Base
with Stretcher
-PBS

Cube Base
-CBB

Drum Base
-DBV

Half Drum Base
-HDB

STD - Standard Edge List Price
PREM - Premium Edge List Price

Top Shape	Model Number	Top	Dimensions	STD Edge	PREM Edge	STD Edge	PREM Edge	STD Edge	PREM Edge	STD Edge	PREM Edge	STD Edge	PREM Edge
	PG36RD-CH	1 1/4"	36" Diameter	\$1645	N/A	N/A	N/A	N/A	N/A	N/A	N/A	N/A	N/A
	PG42RD-CH	1 1/4"	42" Diameter	1960	\$2285	N/A	N/A	\$2265	\$2585	\$2425	\$2745	N/A	N/A
	PG48RD-CH	1 1/4"	48" Diameter	2310	2660	N/A	N/A	2645	2990	2815	3165	N/A	N/A
	PG60RD-CH	2 1/8"	60" Diameter	3670	N/A	N/A	N/A	4200	N/A	4395	N/A	N/A	N/A
	PG3672ARC-CH	1 1/4"	36" x 72"	N/A	N/A	\$2910	\$3315	N/A	N/A	N/A	N/A	\$3315	\$3720
	PG3684ARC-CH	1 1/4"	36" x 84"	3105	N/A	3220	3655	N/A	N/A	N/A	N/A	3630	4060
	PG4284ARC-CH	1 1/4"	42" x 84"	3475	3795	3590	4030	4115	4545	4305	4745	4000	4430
	PG4896ARC-CH	2 1/8"	48" x 96"	4250	4740	4365	4855	4985	5475	5255	5755	4870	5365
	PG48120ARC-CH	2 1/8"	48" x 120"	5085	5635	5200	5750	5930	6475	6215	6770	5810	6360
	PG48144ARC-CH	2 1/8"	48" x 144"	6375	6955	6725	7305	7685	8260	8060	8645	7570	8150
	PG48168ARC-CH	2 1/8"	48" x 168"	7675	8340	8015	8680	8625	9285	9020	9695	8505	9170
	PG48192ARC-CH	2 1/8"	48" x 192"	8500	9200	9080	9775	10380	11075	10865	11570	10260	10960
	PG60192ARC-CH	2 1/8"	60" x 192"	N/A	N/A	12075	12885	13830	14640	14380	15200	N/A	N/A
	PG48240ARC-CH	2 1/8"	48" x 240"	10630	11465	11205	12045	12265	13100	12845	13695	12150	12985
PG60240ARC-CH	2 1/8"	60" x 240"	N/A	N/A	14275	15315	16330	17365	16975	18040	N/A	N/A	
	PG3672RAC-CH	1 1/4"	36" x 72"	N/A	N/A	3015	N/A	N/A	N/A	N/A	N/A	3345	N/A
	PG3684RAC-CH	1 1/4"	36" x 84"	N/A	N/A	3345	N/A	N/A	N/A	N/A	N/A	3675	N/A
	PG4284RAC-CH	1 1/4"	42" x 84"	3715	4145	3830	4260	4275	4710	4530	4975	4160	4595
	PG4896RAC-CH	2 1/8"	48" x 96"	4435	4925	4550	5040	5205	5695	5480	5975	5090	5580
	PG48120RAC-CH	2 1/8"	48" x 120"	5315	5865	5430	5980	6195	6745	6490	7050	6080	6635
	PG48144RAC-CH	2 1/8"	48" x 144"	6655	7230	7005	7580	8010	8590	8395	8985	7895	8475
	PG48168RAC-CH	2 1/8"	48" x 168"	7995	8660	8345	9010	9010	9670	9405	10085	8890	9555
	PG48192RAC-CH	2 1/8"	48" x 192"	8875	9565	9450	10140	10820	11515	11310	12020	10705	11395
	PG60192RAC-CH	2 1/8"	60" x 192"	N/A	N/A	12535	N/A	14375	N/A	14935	N/A	N/A	N/A
	PG48240RAC-CH	2 1/8"	48" x 240"	11090	11930	11670	12510	12810	13645	13390	14245	12695	13530
PG60240RAC-CH	2 1/8"	60" x 240"	N/A	N/A	14900	N/A	17060	N/A	17725	N/A	N/A	N/A	
	PG3696BT-CH	2 1/8"	36" to 48" x 96"	4435	N/A	4550	N/A	5205	N/A	5480	N/A	5090	N/A
	PG36120BT-CH	2 1/8"	36" to 48" x 120"	5315	N/A	5430	N/A	6195	N/A	6490	N/A	6080	N/A
	PG36144BT-CH	2 1/8"	36" to 48" x 144"	6655	N/A	7005	N/A	8010	N/A	8395	N/A	7895	N/A
	PG36168BT-CH	2 1/8"	36" to 48" x 168"	7995	N/A	8345	N/A	9010	N/A	9405	N/A	8890	N/A
	PG48192BT-CH	2 1/8"	48" to 60" x 192"	N/A	N/A	12535	N/A	14375	N/A	14935	N/A	N/A	N/A
	PG48240BT-CH	2 1/8"	48" to 60" x 240"	N/A	N/A	14900	N/A	17060	N/A	17725	N/A	N/A	N/A
	PG3636RT-CH	1 1/4"	36" x 36"	1530	1795	N/A	N/A	N/A	N/A	1905	2080	N/A	N/A
	PG4242RT-CH	1 1/4"	42" x 42"	1850	2170	N/A	N/A	2130	2445	2285	2615	N/A	N/A
	PG4848RT-CH	1 1/4"	48" x 48"	2195	2540	N/A	N/A	2505	2855	2670	3025	N/A	N/A
	PG3672RT-CH	1 1/4"	36" x 72"	N/A	N/A	2715	3090	N/A	N/A	N/A	N/A	3080	3455
	PG3684RT-CH	1 1/4"	36" x 84"	N/A	N/A	3035	3440	N/A	N/A	N/A	N/A	3395	3800
	PG4284RT-CH	1 1/4"	42" x 84"	N/A	N/A	3365	3795	3840	4275	4090	4530	3730	4160
	PG4896RT-CH	2 1/8"	48" x 96"	4065	4555	4180	4675	4775	5265	5035	5540	4655	5145
	PG48120RT-CH	2 1/8"	48" x 120"	4850	5400	4970	5515	5655	6200	5940	6495	5545	6090
	PG48144RT-CH	2 1/8"	48" x 144"	6100	6675	6445	6795	7360	7935	7730	8320	7245	7820
	PG48168RT-CH	2 1/8"	48" x 168"	7345	8010	7695	8360	8245	8910	8630	9305	8125	8790
	PG48192RT-CH	2 1/8"	48" x 192"	8130	8830	8710	9405	9945	10645	10425	11135	9830	10525
	PG60192RT-CH	2 1/8"	60" x 192"	N/A	N/A	11555	12305	13215	13970	13755	14520	N/A	N/A
	PG48240RT-CH	2 1/8"	48" x 240"	9015	9850	9590	10425	11720	12550	12280	13135	11600	12435
	PG60240RT-CH	2 1/8"	60" x 240"	N/A	N/A	13575	14500	12725	13650	13320	14250	N/A	N/A



Bowed Panel
Base
-BPB



Twin Triangle
Base
-TTB



Quad Column
Base
-QCB



Metal X-Base
-MXB



Flaired Metal
Leg
-FML



Tapered Wood Leg
with Metal Trim
-TAP



2 1/2" Metal
Column Leg
-ML

STD Edge	PREM Edge	STD Edge	PREM Edge	STD Edge	PREM Edge	STD Edge	PREM Edge	STD Edge	PREM Edge	STD Edge	PREM Edge	STD Edge	PREM Edge
N/A	N/A	N/A	N/A	N/A	N/A	\$2175	N/A	\$2080	N/A	\$2195	N/A	\$1735	N/A
N/A	N/A	\$2610	\$2925	\$2725	\$3045	2435	\$2640	2420	\$2735	2535	\$2855	2060	\$2380
N/A	N/A	2990	3340	3105	3455	2705	3050	2775	3115	2890	3235	2425	2775
N/A	N/A	4545	N/A	4660	N/A	N/A	N/A	4245	N/A	4360	N/A	3870	N/A
N/A	N/A	N/A	N/A	N/A	N/A	N/A	N/A	3250	3650	3365	3765	2900	3305
N/A	N/A	N/A	N/A	N/A	N/A	3800	4235	3565	4000	3680	4115	3215	3650
\$4230	\$4670	4460	4895	4580	5010	4170	4605	3945	4375	4060	4495	3595	4035
5125	5630	5390	5880	5505	5995	5075	5565	5025	5515	5140	5635	4680	5170
6095	6655	6335	6880	6445	7000	6010	6560	5850	6395	5960	6515	5500	6050
7895	8490	8150	8725	8260	8840	7800	8375	7045	7625	7160	7740	N/A	N/A
8865	9540	9085	9750	9205	9865	8740	9405	N/A	N/A	N/A	N/A	N/A	N/A
10670	11380	10900	11590	11015	11710	10525	11220	N/A	N/A	N/A	N/A	N/A	N/A
14215	15040	14350	12845	14465	15275	N/A	N/A	N/A	N/A	N/A	N/A	N/A	N/A
12600	13460	12840	13680	12960	13795	12435	13275	N/A	N/A	N/A	N/A	N/A	N/A
16780	17840	16905	17940	17020	18060	N/A	N/A	N/A	N/A	N/A	N/A	N/A	N/A
N/A	N/A	N/A	N/A	N/A	N/A	N/A	N/A	3365	N/A	3475	N/A	3015	N/A
N/A	N/A	N/A	N/A	N/A	N/A	N/A	N/A	3680	N/A	3795	N/A	3335	N/A
4390	4840	4680	5110	4795	5225	4360	4795	4060	4495	4175	4610	3815	4245
5350	5850	5610	6100	5725	6220	5290	5780	5140	5635	5260	5750	4795	5285
6365	6935	6605	7150	6720	7265	6285	6835	5960	6515	6075	6625	5615	6165
8230	8825	8475	9050	8590	9165	8125	8710	7160	7740	7280	7860	N/A	N/A
9255	9935	9465	10130	9585	10245	9125	9790	N/A	N/A	N/A	N/A	N/A	N/A
11115	11835	11340	12035	11455	12150	10965	11660	N/A	N/A	N/A	N/A	N/A	N/A
14775	N/A	14900	N/A	15015	N/A	N/A	N/A	N/A	N/A	N/A	N/A	N/A	N/A
13160	14020	13385	14225	13500	14340	12980	13820	N/A	N/A	N/A	N/A	N/A	N/A
17530	N/A	17635	N/A	17750	N/A	N/A	N/A	N/A	N/A	N/A	N/A	N/A	N/A
5350	N/A	5610	N/A	5725	N/A	5290	N/A	5140	N/A	5260	N/A	4795	N/A
6365	N/A	6605	N/A	6720	N/A	6285	N/A	5960	N/A	6075	N/A	5615	N/A
8230	N/A	8475	N/A	8590	N/A	8125	N/A	7160	N/A	7280	N/A	N/A	N/A
9255	N/A	9465	N/A	9585	N/A	9125	N/A	N/A	N/A	N/A	N/A	N/A	N/A
14775	N/A	14900	N/A	15015	N/A	N/A	N/A	N/A	N/A	N/A	N/A	N/A	N/A
17530	N/A	17635	N/A	17750	N/A	N/A	N/A	N/A	N/A	N/A	N/A	N/A	N/A
N/A	N/A	N/A	N/A	2220	2395	1815	1990	1955	2245	2075	2365	1615	1900
N/A	N/A	N/A	N/A	2595	2910	2190	2505	2295	2610	2410	2725	1945	2265
N/A	N/A	2855	3200	2970	3315	2565	2910	2640	2985	2760	3100	2295	2640
3280	3670	N/A	N/A	N/A	N/A	N/A	N/A	3065	3440	3175	3555	2715	3090
3605	4025	N/A	N/A	N/A	N/A	N/A	N/A	3380	3780	3495	3900	3040	3445
3950	4390	4245	4680	4360	4795	3930	4360	3715	4145	3830	4260	3385	3930
4905	5410	5180	5670	5290	5780	4855	5350	4565	5065	4685	5180	4225	4715
5815	6375	6060	6610	6175	6725	5745	6290	5380	5930	5495	6045	5030	5580
7560	8155	7820	8400	7935	8515	7475	8055	7280	7860	7510	8090	N/A	N/A
8475	9155	8710	9370	8825	9490	8360	9025	N/A	N/A	N/A	N/A	N/A	N/A
10220	10935	10470	11160	10585	11275	10120	10815	N/A	N/A	N/A	N/A	N/A	N/A
13580	14355	13740	14485	13855	14605	N/A	N/A	N/A	N/A	N/A	N/A	N/A	N/A
12040	12895	12295	13130	12410	13250	11885	12765	N/A	N/A	N/A	N/A	N/A	N/A
13075	14030	13305	14230	13420	14345	N/A	N/A	N/A	N/A	N/A	N/A	N/A	N/A

CONFERENCE AND MEETING TABLES

DIAMOND & REVERSE DIAMOND PATTERN

Cut Down Charge

For non-standard size tables, specify **-CUT**, then go to the next larger size and **add \$300 to the list price**.



Cross Panel Base
-CPW



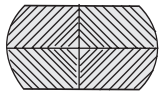



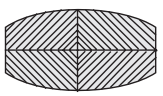
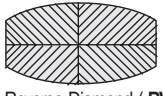


Panel Base
with Stretcher
-PBS

Cube Base
-CBB

Drum Base
-DBV

Half Drum Base
-HDB

STD - Standard Edge List Price
PREM - Premium Edge List Price

Top Shape	Model Number	Top Dimensions	STD Edge	PREM Edge	STD Edge	PREM Edge	STD Edge	PREM Edge	STD Edge	PREM Edge	STD Edge	PREM Edge
Round   Diamond (-DM) Reverse Diamond (-RV)	PG36RD	1¼" 36" Diameter	\$1805	N/A	N/A	N/A	N/A	N/A	N/A	N/A	N/A	N/A
	PG42RD	1¼" 42" Diameter	2185	\$2500	N/A	N/A	\$2475	\$2790	\$2635	\$2960	N/A	N/A
	PG48RD	1¼" 48" Diameter	2590	2930	N/A	N/A	2920	3270	3095	3445	N/A	N/A
	PG60RD	2⅛" 60" Diameter	4105	N/A	N/A	N/A	4635	N/A	4835	N/A	N/A	N/A
Arc End  Diamond (-DM)  Reverse Diamond (-RV)	PG3672ARC	1¼" 36" x 72"	N/A	N/A	\$3350	\$3755	N/A	N/A	N/A	N/A	\$3745	\$4145
	PG3684ARC	1¼" 36" x 84"	3470	N/A	3585	4020	N/A	N/A	N/A	N/A	3990	4425
	PG4284ARC	1¼" 42" x 84"	3900	4335	4015	4445	4535	4970	4735	5180	4420	4850
	PG4896ARC	2⅛" 48" x 96"	4805	5295	4920	5410	5545	6035	5760	6260	5425	5915
	PG48120ARC	2⅛" 48" x 120"	5775	6325	5890	6440	6620	7165	6920	7475	6505	7050
	PG48144ARC	2⅛" 48" x 144"	7210	7790	7555	8130	8515	9090	8910	9495	8400	8975
	PG48168ARC	2⅛" 48" x 168"	8645	9310	8985	9650	9595	10260	10005	10685	9480	10140
	PG48192ARC	2⅛" 48" x 192"	9615	10305	10190	10885	11490	12185	11995	12705	11375	12065
	PG60192ARC	2⅛" 60" x 192"	N/A	N/A	13460	14270	15215	16025	15790	16610	N/A	N/A
	PG48240ARC	2⅛" 48" x 240"	12015	12855	12595	13435	13650	14485	14250	15105	13540	14370
PG60240ARC	2⅛" 60" x 240"	N/A	N/A	16005	17050	18060	19095	18740	19800	N/A	N/A	
Racetrack  Diamond (-DM)  Reverse Diamond (-RV)	PG3672RAC	1¼" 36" x 72"	N/A	N/A	3330	N/A	N/A	N/A	N/A	N/A	3870	N/A
	PG3684RAC	1¼" 36" x 84"	N/A	N/A	3710	N/A	N/A	N/A	N/A	N/A	4135	N/A
	PG4284RAC	1¼" 42" x 84"	4040	4470	4155	4590	4700	5130	4960	5400	4585	5015
	PG4896RAC	2⅛" 48" x 96"	4990	5485	5105	5595	5760	6250	6045	6545	5645	6135
	PG48120RAC	2⅛" 48" x 120"	6005	6555	6125	6670	6895	7440	7195	7755	6775	7325
	PG48144RAC	2⅛" 48" x 144"	7490	8065	7830	8415	8845	9425	9240	9830	8730	9310
	PG48168RAC	2⅛" 48" x 168"	9015	9680	9360	10025	9980	10645	10395	11070	9865	10525
	PG48192RAC	2⅛" 48" x 192"	9985	10675	10560	11255	11930	12620	12445	13150	11815	12510
	PG60192RAC	2⅛" 60" x 192"	N/A	N/A	13185	N/A	15765	N/A	16350	N/A	N/A	N/A
	PG48240RAC	2⅛" 48" x 240"	12480	13315	13060	13890	14190	15030	14805	15660	14075	14915
PG60240RAC	2⅛" 60" x 240"	N/A	N/A	15705	N/A	18790	N/A	19490	N/A	N/A	N/A	
Boatshape  Diamond (-DM)  Reverse Diamond (-RV)	PG3696BT	2⅛" 36" to 48" x 96"	4990	N/A	5105	N/A	5760	N/A	6045	N/A	5645	N/A
	PG36120BT	2⅛" 36" to 48" x 120"	6005	N/A	6125	N/A	6895	N/A	7195	N/A	6775	N/A
	PG36144BT	2⅛" 36" to 48" x 144"	7490	N/A	7830	N/A	8845	N/A	9240	N/A	8730	N/A
	PG36168BT	2⅛" 36" to 48" x 168"	9015	N/A	9360	N/A	9980	N/A	10395	N/A	9860	N/A
	PG48192BT	2⅛" 48" to 60" x 192"	N/A	N/A	13185	N/A	15765	N/A	16350	N/A	N/A	N/A
	PG48240BT	2⅛" 48" to 60" x 240"	N/A	N/A	15705	N/A	18790	N/A	19490	N/A	N/A	N/A
Square/Rectangle  Diamond (-DM)  Reverse Diamond (-RV)	PG3636RT	1¼" 36" x 36"	1690	1980	N/A	N/A	N/A	N/A	2065	2360	N/A	N/A
	PG4242RT	1¼" 42" x 42"	2070	2385	N/A	N/A	2340	2660	2505	2825	N/A	N/A
	PG4848RT	1¼" 48" x 48"	2475	2820	N/A	N/A	2785	3135	2955	3310	N/A	N/A
	PG3672RT	1¼" 36" x 72"	N/A	N/A	3025	3400	N/A	N/A	N/A	N/A	3390	3825
	PG3684RT	1¼" 36" x 84"	N/A	N/A	3395	3800	N/A	N/A	N/A	N/A	3760	4195
	PG4284RT	1¼" 42" x 84"	N/A	N/A	3780	4220	4260	4700	4520	4960	4145	4585
	PG4896RT	2⅛" 48" x 96"	4620	5110	4735	5225	5325	5820	5600	6105	5210	5700
	PG48120RT	2⅛" 48" x 120"	5550	6095	5665	6215	6350	6900	6645	7205	6235	6780
	PG48144RT	2⅛" 48" x 144"	6930	7510	7280	7860	8190	8770	8575	9165	8075	8655
	PG48168RT	2⅛" 48" x 168"	8315	8980	8665	9330	9215	9880	9620	10295	9100	9765
	PG48192RT	2⅛" 48" x 192"	9245	9935	9820	10515	11060	11750	11555	12260	10945	11635
	PG60192RT	2⅛" 60" x 192"	N/A	N/A	12940	13690	14605	15355	15170	15930	N/A	N/A
	PG48240RT	2⅛" 48" x 240"	11555	12395	12130	12970	11255	12100	11810	12665	11140	11975
PG60240RT	2⅛" 60" x 240"	N/A	N/A	15310	16235	17235	18160	17905	18840	N/A	N/A	



Bowed Panel Base
-BPB



Twin Triangle Base
-TTB



Quad Column Base
-QCB



Metal X-Base
-MXB



Flaired Metal Leg
-FML



Tapered Wood Leg with Metal Trim
-TAP



2 1/2" Metal Column Leg
-ML

STD Edge	PREM Edge	STD Edge	PREM Edge	STD Edge	PREM Edge	STD Edge	PREM Edge	STD Edge	PREM Edge	STD Edge	PREM Edge	STD Edge	PREM Edge
N/A	N/A	N/A	N/A	\$2530	N/A	\$2265	N/A	\$2235	N/A	\$2350	N/A	\$1890	N/A
N/A	N/A	\$2795	\$3140	2910	\$3255	2530	\$2850	2625	\$2950	2745	\$3065	2285	\$2600
N/A	N/A	3270	3620	3385	3735	2980	3330	3050	3395	3165	3510	2705	3050
N/A	N/A	4980	N/A	5095	N/A	N/A	N/A	4680	N/A	4795	N/A	4305	N/A
N/A	N/A	N/A	N/A	N/A	N/A	N/A	N/A	3560	3960	3675	4075	3210	3620
N/A	N/A	N/A	N/A	N/A	N/A	4165	4600	3930	4360	4045	4480	3580	4015
\$4660	\$5105	4885	5315	5000	5430	4595	5025	4365	4800	4485	4915	4020	4455
5695	6200	5885	6375	6000	6490	5595	6090	5580	6070	5695	6185	5230	5725
6805	7365	7025	7575	7140	7690	6675	7255	6540	7090	6655	7205	6190	6740
8745	9340	8975	9555	9090	9670	8635	9210	6725	8460	7995	8575	N/A	N/A
9860	10545	10055	10720	10175	10835	9710	10375	N/A	N/A	N/A	N/A	N/A	N/A
11805	12520	12010	12705	12125	12820	11575	12270	N/A	N/A	N/A	N/A	N/A	N/A
15635	16465	15735	16545	15855	16660	N/A	N/A	N/A	N/A	N/A	N/A	N/A	N/A
14030	14885	14230	15065	14345	15185	13825	14575	N/A	N/A	N/A	N/A	N/A	N/A
18560	19620	18640	19675	18755	19795	N/A	N/A	N/A	N/A	N/A	N/A	N/A	N/A
N/A	N/A	N/A	N/A	N/A	N/A	N/A	N/A	3675	N/A	3790	N/A	3330	N/A
N/A	N/A	N/A	N/A	N/A	N/A	N/A	N/A	4045	N/A	4160	N/A	3695	N/A
4825	5270	5100	5530	5215	5650	4785	5215	4485	4915	4600	5030	4135	4565
5920	6425	6165	6655	6280	6770	5850	6340	5695	6185	5810	6300	5350	5840
7085	7645	7300	7850	7410	7960	6975	7525	6655	7205	6770	7320	6310	6855
9090	9680	9310	9885	9425	10000	8960	9540	7995	8575	8110	8685	N/A	N/A
10255	10935	10435	11100	10555	11220	10095	10760	N/A	N/A	N/A	N/A	N/A	N/A
12260	12970	12450	13145	12570	13260	12070	12770	N/A	N/A	N/A	N/A	N/A	N/A
16200	N/A	16285	N/A	16400	N/A	N/A	N/A	N/A	N/A	N/A	N/A	N/A	N/A
14580	15445	14770	15610	14890	15725	14365	15205	N/A	N/A	N/A	N/A	N/A	N/A
19310	N/A	19370	N/A	19485	N/A	N/A	N/A	N/A	N/A	N/A	N/A	N/A	N/A
5920	N/A	6165	N/A	6280	N/A	5850	N/A	5695	N/A	5810	N/A	5350	N/A
7085	N/A	7300	N/A	7410	N/A	6975	N/A	6655	N/A	6770	N/A	6310	N/A
9090	N/A	9310	N/A	9425	N/A	8960	N/A	7995	N/A	8110	N/A	N/A	N/A
10255	N/A	10435	N/A	10555	N/A	10095	N/A	N/A	N/A	N/A	N/A	N/A	N/A
16200	N/A	16285	N/A	16400	N/A	N/A	N/A	N/A	N/A	N/A	N/A	N/A	N/A
19310	N/A	19370	N/A	19485	N/A	N/A	N/A	N/A	N/A	N/A	N/A	N/A	N/A
N/A	N/A	N/A	N/A	2375	2665	1965	2255	2115	2405	2230	2520	1765	2055
N/A	N/A	N/A	N/A	2800	3115	2400	2715	2500	2820	2615	2930	2155	2475
N/A	N/A	3135	3475	3250	3590	2845	3190	2915	3265	3035	3380	2570	2915
3600	4050	N/A	N/A	N/A	N/A	N/A	N/A	3375	3750	3490	3865	3025	3400
3980	4430	N/A	N/A	N/A	N/A	N/A	N/A	3745	4145	3860	4260	3400	3810
4380	4825	4665	5100	4785	5215	4350	4785	4135	4565	4250	4685	3810	4240
5470	5975	5735	6225	5850	6340	5410	5900	5125	5615	5235	5735	4780	5270
6525	7090	6755	7305	6865	7415	6435	6985	6070	6620	6185	6735	5725	6275
8415	9010	8655	9230	8770	9345	8305	8885	8110	8685	8225	8800	N/A	N/A
9470	10155	9680	10340	9795	10460	9330	9995	N/A	N/A	N/A	N/A	N/A	N/A
11360	12075	11575	12270	11690	12270	11200	11895	N/A	N/A	N/A	N/A	N/A	N/A
15010	15775	15125	15875	15240	15990	N/A	N/A	N/A	N/A	N/A	N/A	N/A	N/A
11565	12425	11830	12670	11945	12785	11430	12265	N/A	N/A	N/A	N/A	N/A	N/A
17705	18660	17810	18735	17995	18850	N/A	N/A	N/A	N/A	N/A	N/A	N/A	N/A

CONFERENCE AND MEETING TABLES

BIRDSEYE MAPLE VENEER

Cut Down Charge

For non-standard size tables, specify **-CUT**, then go to the next larger size and **add \$300 to the list price.**



Cross Panel Base
-CPW






Panel Base
with Stretcher
-PBS

Cube Base
-CBB

Drum Base
-DBV

Half Drum Base
-HDB

STD - Standard Edge List Price
PREM - Premium Edge List Price

Top Shape	Model Number	Top Dimensions	STD Edge	PREM Edge	STD Edge	PREM Edge	STD Edge	PREM Edge	STD Edge	PREM Edge	STD Edge	PREM Edge
 Round	PG36RD-BE	1 1/4" 36" Diameter	\$2020	N/A	N/A	N/A	N/A	N/A	N/A	N/A	N/A	N/A
	PG42RD-BE	1 1/4" 42" Diameter	2485	\$2800	N/A	N/A	\$2775	\$3090	\$2940	\$3265	N/A	N/A
	PG48RD-BE	1 1/4" 48" Diameter	2960	3305	N/A	N/A	3290	3640	3470	3825	N/A	N/A
	PG60RD-BE	2 1/8" 60" Diameter	4620	N/A	N/A	N/A	4690	N/A	5365	N/A	N/A	N/A
 Arc End	PG3672ARC-BE	1 1/4" 36" x 72"	N/A	N/A	\$3840	\$4275	N/A	N/A	N/A	N/A	\$4350	\$4750
	PG3684ARC-BE	1 1/4" 36" x 84"	3955	N/A	4070	4505	N/A	N/A	N/A	N/A	4585	5015
	PG4284ARC-BE	1 1/4" 42" x 84"	4465	4900	4585	5015	5100	5535	5310	5755	4985	5415
	PG4896ARC-BE	2 1/8" 48" x 96"	5550	6040	5665	6155	6280	6770	6510	7015	6165	6655
	PG48120ARC-BE	2 1/8" 48" x 120"	6705	7195	6820	7310	7545	8095	7805	8360	7430	7980
	PG48144ARC-BE	2 1/8" 48" x 144"	8315	8895	8665	9245	9625	10200	10035	10625	9510	10090
	PG48168ARC-BE	2 1/8" 48" x 168"	9935	10600	10285	10950	10890	11555	11330	12000	10775	11440
	PG48192ARC-BE	2 1/8" 48" x 192"	11090	11785	11670	12360	12970	13665	13505	14210	12855	13550
	PG60192ARC-BE	2 1/8" 60" x 192"	N/A	N/A	15310	16120	17065	17875	17670	18500	N/A	N/A
	PG48240ARC-BE	2 1/8" 48" x 240"	13865	14705	14445	15280	15500	16340	16140	16990	15385	16220
PG60240ARC-BE	2 1/8" 60" x 240"	N/A	N/A	18315	19360	20370	21410	21095	22155	N/A	N/A	
 Racetrack	PG3672RAC-BE	1 1/4" 36" x 72"	N/A	N/A	3745	N/A	N/A	N/A	N/A	N/A	4195	N/A
	PG3684RAC-BE	1 1/4" 36" x 84"	N/A	N/A	4195	N/A	N/A	N/A	N/A	N/A	4620	N/A
	PG4284RAC-BE	1 1/4" 42" x 84"	4605	5035	4720	5155	5265	5695	5540	5975	5150	5580
	PG4896RAC-BE	2 1/8" 48" x 96"	5735	6225	5850	6340	6500	6990	6795	7295	6380	6880
	PG48120RAC-BE	2 1/8" 48" x 120"	6930	7485	7045	7595	7815	8365	8135	8695	7700	8250
	PG48144RAC-BE	2 1/8" 48" x 144"	8595	9170	8945	9520	9950	10530	10375	10960	9835	10415
	PG48168RAC-BE	2 1/8" 48" x 168"	10260	10925	10605	11270	11270	11935	11715	12390	11155	11820
	PG48192RAC-BE	2 1/8" 48" x 192"	11460	12155	12040	12730	13405	14105	13945	14660	13295	13985
	PG60192RAC-BE	2 1/8" 60" x 192"	N/A	N/A	15770	N/A	17615	N/A	18230	N/A	N/A	N/A
	PG48240RAC-BE	2 1/8" 48" x 240"	14330	15165	14905	15745	16045	16880	16690	17545	15925	16765
PG60240RAC-BE	2 1/8" 60" x 240"	N/A	N/A	18945	N/A	21100	N/A	21845	N/A	N/A	N/A	
 Boatshape	PG3696BT-BE	2 1/8" 36" to 48" x 96"	5735	N/A	5850	N/A	6500	N/A	6795	N/A	6380	N/A
	PG36120BT-BE	2 1/8" 36" to 48" x 120"	6930	N/A	7045	N/A	7815	N/A	8135	N/A	7700	N/A
	PG36144BT-BE	2 1/8" 36" to 48" x 144"	8595	N/A	8945	N/A	9950	N/A	10375	N/A	9835	N/A
	PG36168BT-BE	2 1/8" 36" to 48" x 168"	10260	N/A	10605	N/A	11270	N/A	11710	N/A	11155	N/A
	PG48192BT-BE	2 1/8" 48" to 60" x 192"	11460	N/A	15770	N/A	17615	N/A	18230	N/A	N/A	N/A
	PG48240BT-BE	2 1/8" 48" to 60" x 240"	N/A	N/A	18945	N/A	21100	N/A	21845	N/A	N/A	N/A
 Square/Rectangle	PG3636RT-BE	1 1/4" 36" x 36"	1910	2195	N/A	N/A	N/A	N/A	2285	2580	N/A	N/A
	PG4242RT-BE	1 1/4" 42" x 42"	2370	2685	N/A	N/A	2640	2960	2810	3130	N/A	N/A
	PG4848RT-BE	1 1/4" 48" x 48"	2845	3190	N/A	N/A	3155	3500	3330	3685	N/A	N/A
	PG3672RT-BE	1 1/4" 36" x 72"	N/A	N/A	3445	3820	N/A	N/A	N/A	N/A	3880	4255
	PG3684RT-BE	1 1/4" 36" x 84"	N/A	N/A	3880	4290	N/A	N/A	N/A	N/A	4350	4750
	PG4284RT-BE	1 1/4" 42" x 84"	N/A	N/A	4350	4785	4830	5265	5095	5540	4715	5150
	PG4896RT-BE	2 1/8" 48" x 96"	5365	5855	5475	5970	6065	6555	6355	6855	5950	6440
	PG48120RT-BE	2 1/8" 48" x 120"	6470	7020	6585	7135	7275	7820	7580	8140	7155	7705
	PG48144RT-BE	2 1/8" 48" x 144"	8045	8620	8390	8965	9305	9880	9705	10295	9190	9765
	PG48168RT-BE	2 1/8" 48" x 168"	9615	10280	9955	10620	10510	11175	10940	11610	10395	11060
	PG48192RT-BE	2 1/8" 48" x 192"	10720	11420	11300	11995	12535	13225	13060	13765	12420	13115
	PG60192RT-BE	2 1/8" 60" x 192"	N/A	N/A	14790	15545	16455	17205	17050	17815	N/A	N/A
	PG48240RT-BE	2 1/8" 48" x 240"	13405	14240	13980	14820	14950	15790	15580	16435	14835	15675
	PG60240RT-BE	2 1/8" 60" x 240"	N/A	N/A	17620	18545	19545	20470	20260	21195	N/A	N/A



Bowed Panel Base -BPB



Twin Triangle Base -TTB



Quad Column Base -QCB



Metal X-Base -MXB



Flaired Metal Leg -FML



Tapered Wood Leg with Metal Trim -TAP



2 1/2" Metal Column Leg -ML

STD Edge	PREM Edge	STD Edge	PREM Edge	STD Edge	PREM Edge	STD Edge	PREM Edge	STD Edge	PREM Edge	STD Edge	PREM Edge	STD Edge	PREM Edge
N/A	N/A	N/A	N/A	N/A	N/A	\$2310	N/A	\$2510	N/A	\$2625	N/A	\$2170	N/A
N/A	N/A	\$3115	\$3440	\$3235	\$3555	2835	\$3150	2925	\$3250	3045	\$3365	2585	\$2900
N/A	N/A	3640	3985	3755	4105	3350	3700	3425	3765	3535	3880	3075	3425
N/A	N/A	5500	N/A	5615	N/A	N/A	N/A	5200	N/A	5315	N/A	4825	N/A
N/A	N/A	N/A	N/A	N/A	N/A	N/A	N/A	4180	4590	4300	4705	3630	4035
N/A	N/A	N/A	N/A	N/A	N/A	4650	5085	4410	4845	4530	4965	3860	4295
\$5240	\$5690	5450	5880	5565	5995	5160	5590	4930	5370	5045	5485	4380	4810
6450	6955	6625	7120	6740	7230	6340	6830	6320	6815	6435	6925	5765	6255
7750	8315	7890	8440	8005	8555	7605	8155	7465	8010	7580	8125	6910	7455
9890	10485	10090	10665	10200	10780	9740	10315	N/A	N/A	N/A	N/A	N/A	N/A
11190	11870	11350	12015	11465	12130	11005	11670	N/A	N/A	N/A	N/A	N/A	N/A
13330	14040	13490	14180	13605	14300	13115	13805	N/A	N/A	N/A	N/A	N/A	N/A
17535	18370	17585	18395	17700	18510	N/A	N/A	N/A	N/A	N/A	N/A	N/A	N/A
15925	16790	16080	16915	16190	17030	15675	16515	N/A	N/A	N/A	N/A	N/A	N/A
20935	21995	21050	22085	21160	22205	N/A	N/A	N/A	N/A	N/A	N/A	N/A	N/A
N/A	N/A	N/A	N/A	N/A	N/A	N/A	N/A	4275	N/A	4395	N/A	3720	N/A
N/A	N/A	N/A	N/A	N/A	N/A	N/A	N/A	4530	N/A	4645	N/A	3975	N/A
5405	5850	5670	6100	5780	6220	5350	5780	5045	5485	5165	5595	4495	4925
6680	7185	6905	7395	7020	7510	6585	7080	6435	6925	6550	7040	5880	6370
8030	8595	8220	8770	8340	8885	7990	8540	7580	8125	7695	8245	7025	7575
10225	10820	10415	10995	10530	11105	10070	10650	9105	9685	9220	9800	N/A	N/A
11580	12265	11735	12400	11850	12515	11385	12050	N/A	N/A	N/A	N/A	N/A	N/A
13775	14495	13930	14620	14045	14735	13555	14275	N/A	N/A	N/A	N/A	N/A	N/A
18100	N/A	18130	N/A	18250	N/A	N/A	N/A	N/A	N/A	N/A	N/A	N/A	N/A
16485	17345	16625	17455	16735	17575	16185	17025	N/A	N/A	N/A	N/A	N/A	N/A
21685	N/A	21680	N/A	21800	N/A	N/A	N/A	N/A	N/A	N/A	N/A	N/A	N/A
6680	N/A	6905	N/A	7020	N/A	6585	N/A	6435	N/A	6550	N/A	5880	N/A
8030	N/A	8220	N/A	8340	N/A	7990	N/A	7580	N/A	7695	N/A	7025	N/A
10225	N/A	10415	N/A	10530	N/A	10070	N/A	9105	N/A	9220	N/A	N/A	N/A
11580	N/A	11735	N/A	11850	N/A	11385	N/A	N/A	N/A	N/A	N/A	N/A	N/A
18100	N/A	18130	N/A	18250	N/A	N/A	N/A	N/A	N/A	N/A	N/A	N/A	N/A
21685	N/A	21680	N/A	21800	N/A	N/A	N/A	N/A	N/A	N/A	N/A	N/A	N/A
N/A	N/A	N/A	N/A	2595	2885	2190	2480	2335	2620	2445	2735	1990	2280
N/A	N/A	N/A	N/A	3100	3425	2700	3015	2800	3115	2915	3235	2460	2775
N/A	N/A	3500	3850	3620	3960	3210	3560	3285	3635	3400	3750	2945	3285
4110	4490	N/A	N/A	N/A	N/A	N/A	N/A	3790	4165	3910	4285	3445	3820
4585	5005	N/A	N/A	N/A	N/A	N/A	N/A	4230	4635	4345	4745	3885	4295
4960	5410	5230	5670	5350	5780	4915	5350	4705	5135	4820	5255	4370	4805
6235	6735	6470	6960	6585	7080	6155	6645	5865	6355	5980	6470	5515	6005
7475	8035	7680	8225	7795	8345	7360	7910	7000	7545	7110	7665	6650	7200
9560	10155	9760	10340	9880	10460	9420	9995	N/A	N/A	N/A	N/A	N/A	N/A
10795	11480	10970	11635	11085	11750	10620	11285	N/A	N/A	N/A	N/A	N/A	N/A
12880	13590	13060	13750	13175	13865	12680	13375	N/A	N/A	N/A	N/A	N/A	N/A
16905	17680	16970	17725	17090	17840	N/A	N/A	N/A	N/A	N/A	N/A	N/A	N/A
15360	16225	15525	16365	15640	16480	15095	15935	N/A	N/A	N/A	N/A	N/A	N/A
20080	21035	20120	21050	20235	21160	N/A	N/A	N/A	N/A	N/A	N/A	N/A	N/A

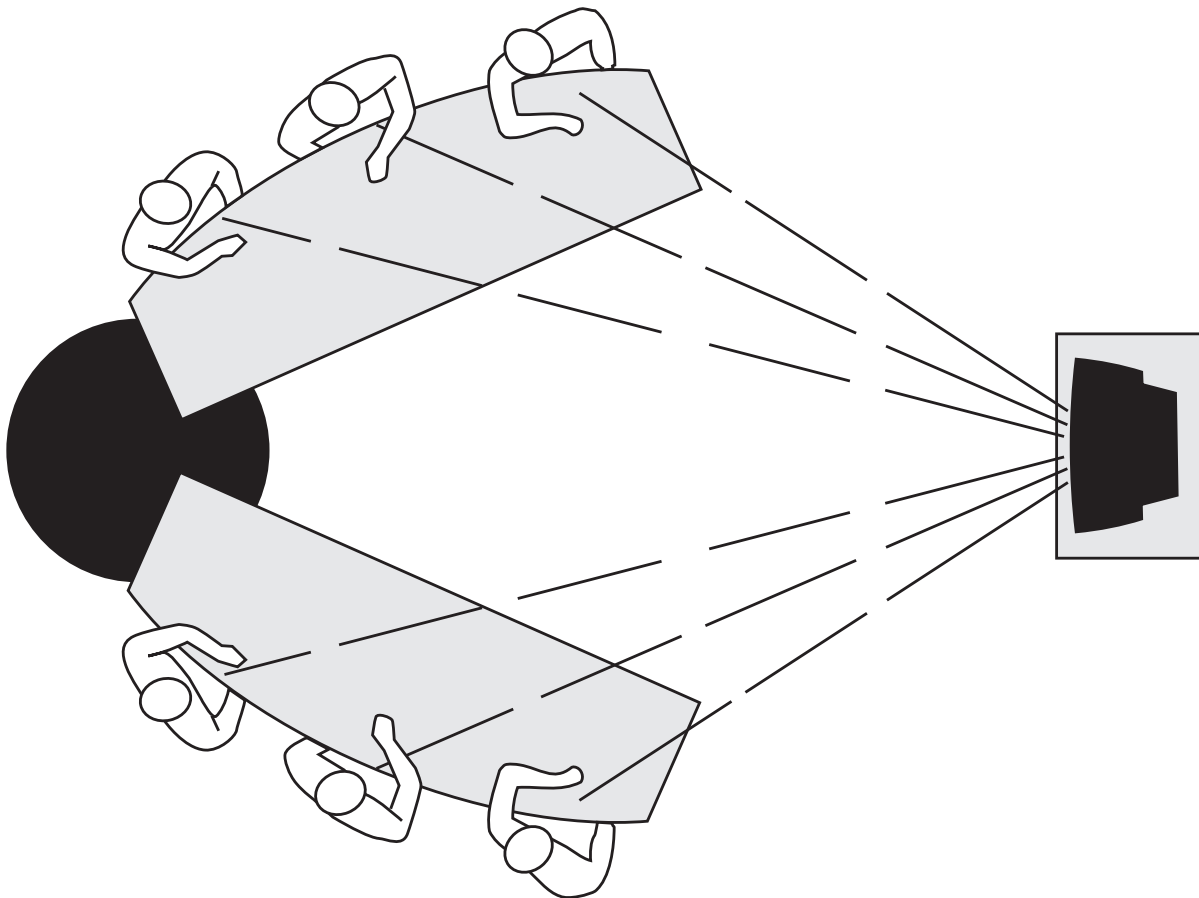
VIDEO CONFERENCING TABLE SYSTEM

The Video Conferencing Table System is comprised of two pivoting table sections and two end linking tables. The top sections pivot from the linking table and may be positioned for optimal view angle. Tops may also be separated and configured for other applications.

Maple veneer tops are 1 1/4" thick, banded with solid Eastern Hard Maple and shaped into any of 11 standard edge details on the outer curved edges. The interior parallel edges are square.

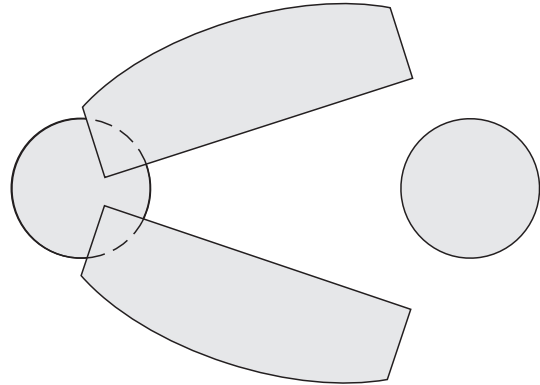
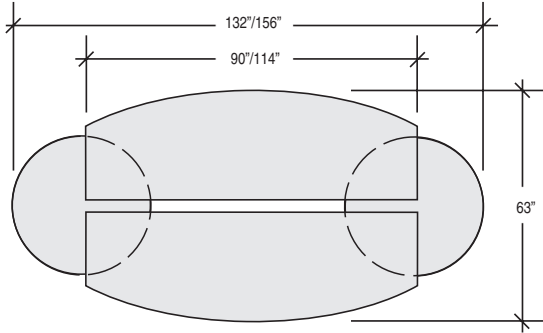
Linking Tables are offered in a black thermofused surface with a square edge or matching Maple veneer with a shaped edge detail.

Video Conferencing Tables are available with a Disc Base in a matte black powder coated finish or satin aluminum.

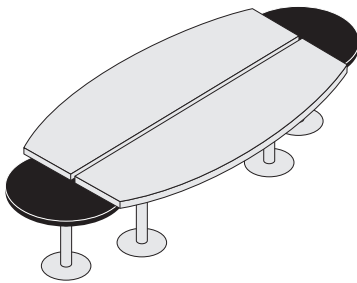


VIDEO CONFERENCING TABLE SYSTEM

The Video Conferencing Tables are available in two sizes. Overall dimensions are 63"W x 132"L or 63"W x 156"L. Each top section is 21"W at the ends and curve to 30"W at the center. Linking Tables are 42" in diameter.




Model Number	Dimensions	List Price
PGVID132-BLK	63"W x 132"L x 29"H Overall	\$7845
PGVID156-BLK	63"W x 156"L x 29"H Overall	8480



Video Conferencing Table with two 42" round Black Thermofused Linking Tables.

Black Thermofused Linking Tables are available with a square edge detail only.

PGVID132-VEN	63"W x 132"L x 29"H Overall	8375
PGVID156-VEN	63"W x 156"L x 29"H Overall	9010



Video Conferencing Table with two 42" round Maple Veneer Linking Tables.

Maple Veneer Linking Tables will include the same standard edge detail as specified for the main tables.


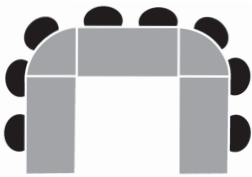
TEAM TABLE SYSTEM

The Team Table System allows tables to be linked together to form an unlimited number of configurations to facilitate conferencing, training sessions, presentations, or meetings.

Maple veneer tops are 1 1/4" thick, banded with solid Eastern Hard Maple and shaped into any of 11 standard edge details. To allow a smooth, continuous surface, the linking edge of all tables has a square edge. Ganging hardware is included.

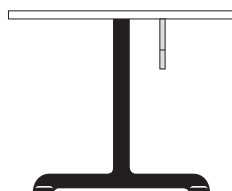
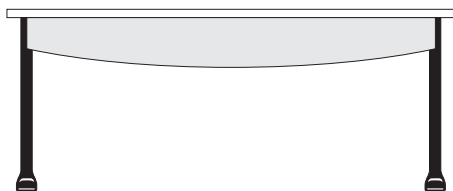
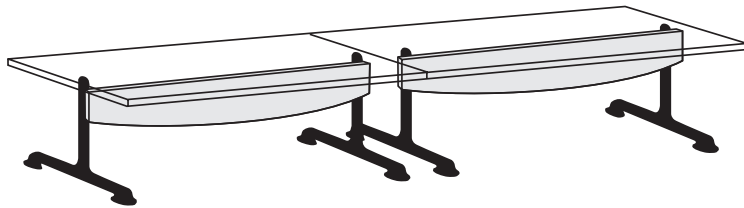
Tables may be specified with a matte black, powder-coated Metal T-Leg, or Metal Column Legs in a textured black or satin nickel finish. Optional casters are available for the Metal Column Legs.

Power, Communications, and Wire Management accessories may be added to Team Tables (see pages 10-13).



MODESTY PANEL FOR TEAM TABLES

Modesty Panels are available in matching wood veneer, black thermofused surface, or satin metal. Panels curve from 5" at the ends to 8" at the center. Wire Management Channels may be mounted to Modesty Panels.



Model Number	Dimensions	List Price
--------------	------------	------------

Wood Modesty:

PGTTMOD30	For 30" Quarter Round	\$115
PGTTMOD36	For 36" Quarter Round	120
PGTTMOD48	For 48"W Table	140
PGTTMOD60	For 60"W Table	160
PGTTMOD72	For 72"W Table	180

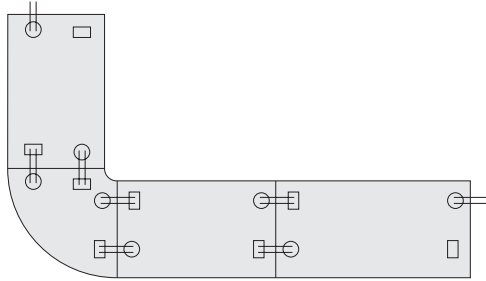
Black (Thermofused) Modesty:

PGTTMOD30-BLK	For 30" Quarter Round	100
PGTTMOD36-BLK	For 36" Quarter Round	110
PGTTMOD48-BLK	For 48"W Table	120
PGTTMOD60-BLK	For 60"W Table	130
PGTTMOD72-BLK	For 72"W Table	145

Satin Metal Modesty (NOT Perforated):

PGTTMOD30-MTL	For 30" Quarter Round	125
PGTTMOD36-MTL	For 36" Quarter Round	140
PGTTMOD48-MTL	For 48"W Table	160
PGTTMOD60-MTL	For 60"W Table	180
PGTTMOD72-MTL	For 72"W Table	200

TEAM TABLE SYSTEM

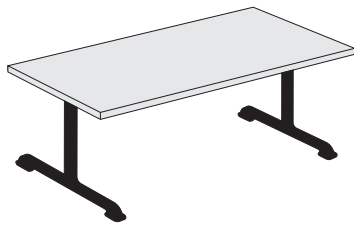


Ganging Brackets

Team Tables of the same width may be linked end-to-end and secured with ganging brackets. Two pair of ganging brackets are included with each table. Brackets are factory installed and may be swiveled out of the way when not in use. Additional ganging brackets are available for specialized configurations, specify location.

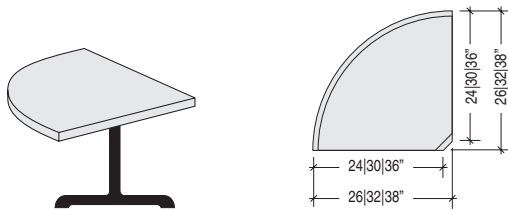
Additional Ganging Bracket

List \$50/pair



Team Table, rectangular top, Metal T-Leg with matte black finish.

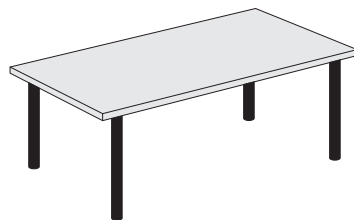
Model Number	Dimensions	List Price
PGTT2448-TLG	24" x 48" x 29"H	\$1305
PGTT2460-TLG	24" x 60" x 29"H	1515
PGTT2472-TLG	24" x 72" x 29"H	1740
PGTT3048-TLG	30" x 48" x 29"H	1390
PGTT3060-TLG	30" x 60" x 29"H	1620
PGTT3072-TLG	30" x 72" x 29"H	1850
PGTT3648-TLG	36" x 48" x 29"H	1505
PGTT3660-TLG	36" x 60" x 29"H	1735
PGTT3672-TLG	36" x 72" x 29"H	1960



Team Table, quarter round top, Metal T-Leg with matte black finish.

PGTT24QTR-TLG	24" Radius x 29"H	725
PGTT30QTR-TLG	30" Radius x 29"H	805
PGTT36QTR-TLG	36" Radius x 29"H	980

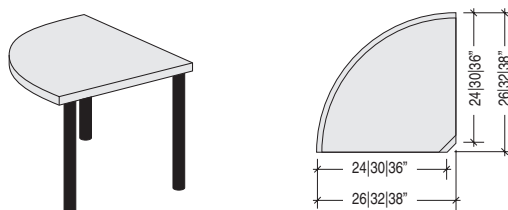
When planning a Team Table configuration using Quarter Round Tables, add two inches in both directions to the overall dimensions of the footprint (i.e., 30" Quarter Round Table requires 32").



Team Table, rectangular top, 2½" Metal Column Base with matte black (-BLK) or satin nickel (-SN) finish.

PGTT2448-ML	24" x 48" x 29"H	\$1305
PGTT2460-ML	24" x 60" x 29"H	1515
PGTT2472-ML	24" x 72" x 29"H	1740
PGTT3048-ML	30" x 48" x 29"H	1390
PGTT3060-ML	30" x 60" x 29"H	1620
PGTT3072-ML	30" x 72" x 29"H	1850
PGTT3648-ML	36" x 48" x 29"H	1505
PGTT3660-ML	36" x 60" x 29"H	1735
PGTT3672-ML	36" x 72" x 29"H	1960

PGML-CAS	Optional locking black casters	150 table
----------	--------------------------------	-------------



Team Table, quarter round top, 2½" Metal Column Base with matte black (-BLK) or satin nickel (-SN) finish.

PGTT24QTR-ML	24" Radius x 29"H	725
PGTT30QTR-ML	30" Radius x 29"H	740
PGTT36QTR-ML	36" Radius x 29"H	900

PGML-CAS	Optional locking black casters	125 table
----------	--------------------------------	-------------

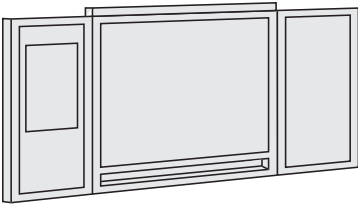
When planning a Team Table configuration using Quarter Round Tables, add two inches in both directions to the overall dimensions of the footprint (i.e., 30" Quarter Round Table requires 32").

CONFERENCEING ELEMENTS

Model
Number

Dimensions


List
Price



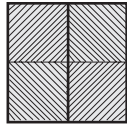
Standard Maple Veneer on Outside Doors:

PG4848VPB	48" x 49½"H	\$2400
-PROJ	Optional pull-down projection screen	275

Visual Board, includes magnetic porcelain on steel write-on/wipe-off surface, flip chart, two tack panels, four markers, and eraser.



Checkerboard
Pattern Doors




Diamond
Pattern Doors

Checkerboard Pattern Doors:


PG4848VPB-CH	48" x 49½"H	3115
--------------	-------------	------

Diamond (-D) & Reverse Diamond (-RD) Doors:

PG4848VPB-D	48" x 49½"H	3270
PG4848VPB-RD	48" x 49½"H	3270



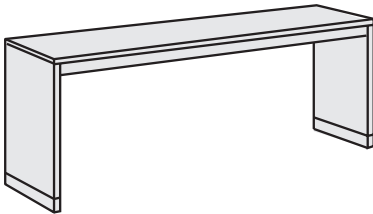
Reverse Diamond
Pattern Doors



Birdseye Maple
Doors

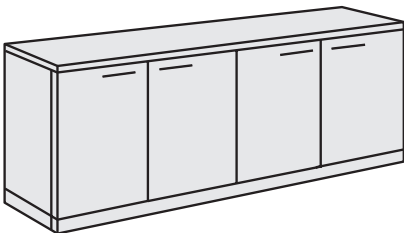
Birdseye Maple Doors:

PG4848VPB-BE	48" x 49½"H	3490
--------------	-------------	------



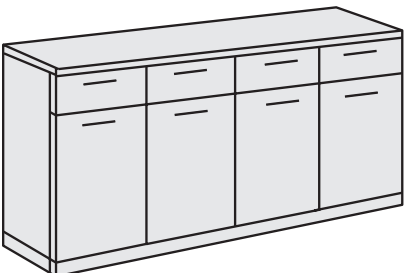
PG2060CT	20" x 60" x 29"H	1945
PG2072CT	20" x 72" x 29"H	2105
PG2060BH	20" x 60" x 36"H	2105
PG2072BH	20" x 72" x 36"H	2275

Console Table, available standard height and buffet height (36"H).



PG2072HDHD	20" x 72" x 29"H	2945
PG2472HDHD	24" x 72" x 29"H	3050
LK	Optional Locking Hinged Doors	160

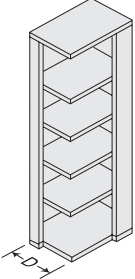
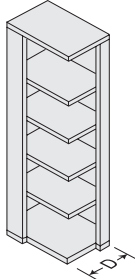
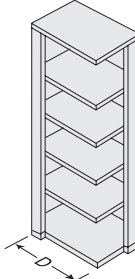
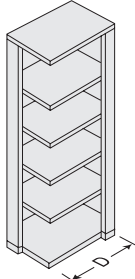
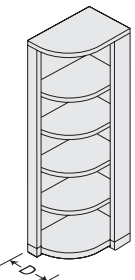
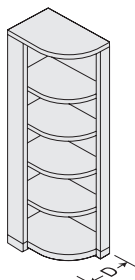
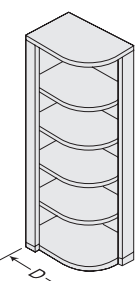
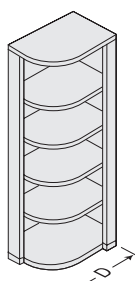
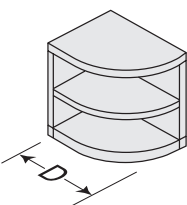
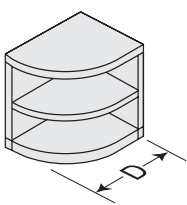
Credenza, with hinged door storage and adjustable shelf, standard height.



PG2072HDHD-BH	20" x 72" x 36"H	3815
PG2472HDHD-BH	24" x 72" x 36"H	3925
LK	Optional Locking Hinged Doors	160

Buffet Serving/Storage Credenza, with hinged door storage and adjustable shelf, four box drawers, buffet height (36"H).

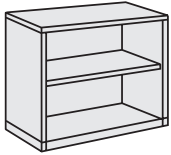
END-RUN BOOKCASES

		Model Number	Dimensions	List Price
		PGSBC1520	15"D x 20"W x 72"H	\$1860
		PGSBC1524	15"D x 24"W x 72"H	1910
		Please specify End-Run Left (-LEFT) or End-Run Right (-RIGHT).		
Square End-Run Bookcase-LEFT.	Square End-Run Bookcase-RIGHT.			
		PGSBC2015	20"D x 15"W x 72"H	1860
		PGSBC2415	24"D x 15"W x 72"H	1910
		Please specify End-Run Left (-LEFT) or End-Run Right (-RIGHT).		
Square End-Run Bookcase-LEFT.	Square End-Run Bookcase-RIGHT.			
		PGQBC1520	15"D x 20"W x 72"H	1995
		PGQBC1524	15"D x 24"W x 72"H	2080
		Please specify End-Run Left (-LEFT) or End-Run Right (-RIGHT).		
Quarter Round End-Run Bookcase-LEFT.	Quarter Round End-Run Bookcase-RIGHT.			
		PGQBC2015	20"D x 15"W x 72"H	1995
		PGQBC2415	24"D x 15"W x 72"H	2080
		Please specify End-Run Left (-LEFT) or End-Run Right (-RIGHT).		
Quarter Round End-Run Bookcase-LEFT.	Quarter Round End-Run Bookcase-RIGHT.			
		PGQBC2024	20"D x 24"W x 29"H	995
		PGQBC2420	24"D x 20"W x 29"H	995
		To be used adjacent to units with corresponding depth . Please specify End-Run Left (-LEFT) or End-Run Right (-RIGHT).		
Quarter Round End-Run Bookcase-LEFT.	Quarter Round End-Run Bookcase-RIGHT.			

BOOKCASES / STORAGE

Model Number	Dimensions	List Price
--------------	------------	------------

PGBC29	15" x 36" x 29"H	\$905
--------	------------------	-------



Bookcase, one heavy duty 1" adjustable shelf, finished back.

PGBC43	15" x 36" x 43½"H	1365
--------	-------------------	------



Bookcase, two heavy duty 1" adjustable shelves, finished back.

PGBC72	15" x 36" x 72"H	2050
--------	------------------	------



Bookcase, four heavy duty 1" adjustable shelves, finished back.

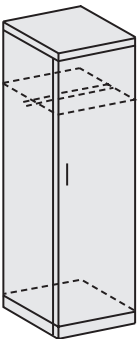
Single Wardrobe Storage Unit: PG2424WS	24" x 24" x 72"H	2455
--	------------------	------

Single Wardrobe Storage Unit, one fixed hat shelf and clothes pole. Please specify hinge right or hinge left.

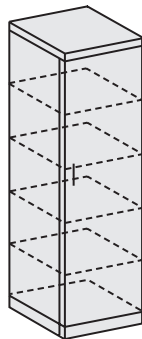
Single Storage Unit: PG2424FS	24" x 24" x 72"H	2565
---	------------------	------

Single Storage Unit, one fixed shelf and three adjustable shelves. Please specify hinge right or hinge left.

LK	Optional Locking Hinged Door	80
----	------------------------------	----

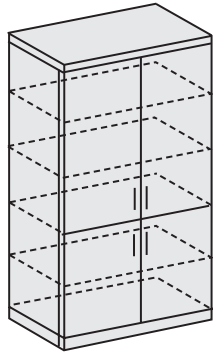


Single Wardrobe Storage Unit



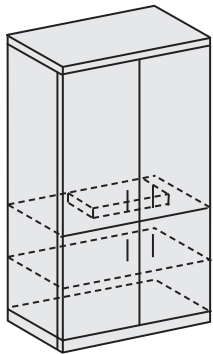
Single Storage Unit

STORAGE



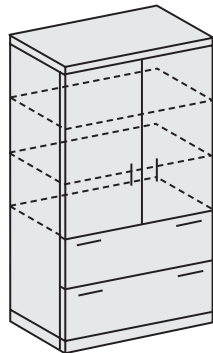
Hinged Door Storage Unit

Model Number	Dimensions	List Price
PG2436HDS	24" x 36" x 72"H	\$4255
Hinged Door Storage Unit, upper section includes two adjustable shelves, lower section includes one adjustable shelf behind hinged doors. Upper hinged doors are available with frosted glass, framed in either wood veneer or aluminum (satin nickel finish).		
INSET-GL	Wood framed frosted glass doors for upper hinged doors	+635
INSET-AGL	Aluminum framed frosted glass doors for upper hinged doors	+975
LK	Optional Locking Hinged Doors	80 pair



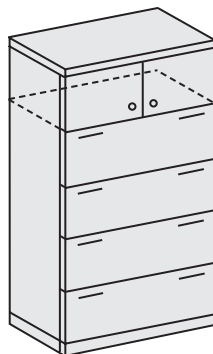
Media and AV Storage Unit

PG2436AV	24" x 36" x 72"H	4640
Media and AV Storage Unit, upper section includes retractable hinged doors, VCR and monitor spaces, and wire access grommets. Lower storage section includes one adjustable shelf behind hinged doors.		
LK	Optional Locking Hinged Doors	80 pair




Lateral File Storage Unit

PG2436LFS	24" x 36" x 72"H	4365
Lateral File Storage Unit, upper section includes two adjustable shelves behind hinged doors. Two lateral file drawers, accommodates letter or legal size filing, side-to-side or front-to-back, anti-tilt safety device, locks included with lateral file drawers. Upper hinged doors are available with frosted glass, framed in either wood veneer or aluminum (satin nickel finish).		
INSET-GL	Wood framed frosted glass doors for upper hinged doors	+635
INSET-AGL	Aluminum framed frosted glass doors for upper hinged doors	+975
LK	Optional Locking Hinged Doors	80



Wardrobe Storage Unit



Full Storage Unit


Wardrobe Storage Unit:		
PG2436WS	24" x 36" x 72"H	3930
Wardrobe Storage Unit, side-by-side storage, clothes pole in left section, three adjustable shelves in right section. One full width, fixed hat shelf.		
Full Storage Unit:		
PG2436FS	24" x 36" x 72"H	4095
Full Storage Unit, one fixed shelf and three adjustable shelves, full width.		
LK	Optional Locking Hinged Doors	80

STORAGE

**Model
Number**

Dimensions

**List
Price**



PGMP-FT

18½" x 22¼" x 25¼"H

\$1530

Flip Top Mobile Pedestal, includes open file bin, one box drawer, two CD drawers, and four dual wheel casters. May be stored under 29"H worksurfaces. Includes counter weight to prevent tipping.



PGMP-TT

15½" x 20" x 25¼"H

1420

PG-CUSH

Optional seat cushion
¾ yd. COM required


120

Tray Top Mobile Pedestal, includes Box/File drawer, open tray top with pencil storage, and four dual wheel casters. May be stored under 29"H worksurfaces. Includes counter weight to prevent tipping.

PG2020TT

20" x 20" x 29"H

1255



Telephone Table, open shelf, hinged door storage with one adjustable shelf.



The Taylor Companies
11020 Santa Fe Ave.
Lynwood CA 90262
Toll Free: 1.888.75TAYLOR

T: 310.631.6727
F: 310.604.3338
E: info@thetaylorcompanies.com
W: thetaylorcompanies.com